

**2023-2024**

# **Application & Product Guide**

**Contractor-Grade Snow & Ice Control Equipment**



**Snow Plows  
Salt Spreaders  
Parts & Accessories**

**/// meyer**  
a brand of aebe schmidt



# APPLICATION AND PRODUCT GUIDE



## Table of Contents

### Mounts

EZ Mount Plus .....	3-6
Drive Pro™ .....	7-8
EZ Mount Classic.....	9-10
2 Inch Front Receiver Hitch .....	11-14

### Plow and Spreader AMP Draw Data

Plow Amp Draw.....	15
Spreader Amp Draw .....	15

### Snow Plows

WingMan™ .....	16-17
Drive Pro™ .....	18-19
Lot Pro™ Light Duty/Lot Pro™ .....	20-21
Road Pro™ 32 .....	22-23
Road Pro™ 36 .....	24-25
Diamond Edge 2 .....	26-27
Super Blade™ .....	28-29
Super-V3.....	30-31

### Conversion Charts

Convert Classic Plows to Pro Series Plows .....	32
Transfer Xpress Plow System to Plus Mount .....	32
Convert Legacy Hydraulic Units .....	32
Convert Legacy Controllers.....	32
Convert EZ Plus Wiring to SOS Wiring .....	33
Convert SOS Touchpad to Pistol Grip Controller .....	33

### Plows/Accessories

Plow Accessories.....	34-38
Quick Accessory Reference Guide .....	39-42

### Spreaders

Spreader/Material Chart.....	43
Walk Behind Spreaders – Hotshot .....	44-45
Tailgate Spreaders – Base Line.....	46-47
Tailgate Spreaders – Blaster .....	48-49
Insert Spreaders – Elite and Base Line.....	50-51
Insert Spreaders – High Capacity Elite and MDV .....	52-53
Insert Spreaders – PolyHawk.....	54-55
Insert Spreaders – Crossfire™ .....	56-57
Dump Truck Spreaders – UTG and RTG.....	58-59
Dump Truck Spreaders – Cross Conveyor .....	60-61
Pickup Truck Liquid Application – Anti-Icer .....	62-63

### Spreader Accessories

Spreader Accessories.....	64-68
Quick Accessory Reference Guide .....	69-71

### Jobsite Tools

Shovels and Pushers .....	72
The Big Yellow Box.....	72
Hotshot Hand-Held Crank Spreader .....	72
Pro Edge Snow Rake .....	72

### Off-Road Spreaders

Spreaders – Off-Road Vehicles .....	73
-------------------------------------	----

### Off-Road Vehicle Snow and Ice Control

How to Choose the Right Size Plow .....	73
Off Road Product Overview .....	73

### Off-Road Plows

Pro Series – Heavy Duty UTVs .....	74-75
Pro Series – Small Compact Tractors.....	74-75
Pro Series – Airport Tractors.....	74-75
Pro Series – Compact/Utility Tractors .....	74-75
Pro Series – Skid Steers.....	74-75

### The HomePlow™

The HomePlow™ – Personal Use Plow.....	76-77
--	-------

### Resources

OEM Vehicle Manufacturer Recommendations.....	78-81
Headlight Adapter Cross-Reference .....	82-83

### Warranties

Plows .....	84
Spreaders, Sprayers, and Brooms.....	85
Base Line Tailgate Spreaders .....	86
Blaster Tailgate Spreaders.....	87
Crossfire.....	88
HomePlow .....	89
Parts and Accessories .....	90

# MOUNT SELECTION – EZ MOUNT PLUS



CHEVROLET/GMC												
Year	Vehicle	Mount #	Headlight Adapter	DP 6'8"	DP 7'6"	LPLD	LP	SB	DE	SV 7'6"	SV	RP-32
<b>1/2 Ton (1500)</b>												
1988 to 2000	K1500 PICKUP 4WD (7'6" Only)	17119	Pgs.118-119	X	X	X				X		
1992 to 1994	BLAZER, JIMMY, YUKON, SUBURBAN 4WD (7'6" Only)	17119	Pgs.118-119			X				X		
1999 to 2002	K1500 PICKUP 4WD (7'6" Only) 1999 NEW FRAME	17140	07108	X	X	X				X		
2000 to 2002	K1500 YUKON / YUKON XL	17140	07108	X	X	X				X		
2000 to 2002	TAHOE / SUBURBAN 4WD	17140	07108	X	X	X				X		
2003 to 2007	K1500 PICKUP 4WD (7'6" Only) 1999 NEW FRAME	17140	07400	X	X	X				X		
2003 to 2006	K1500 YUKON / YUKON XL	17140	07400	X	X	X				X		
2003 to 2006	TAHOE / SUBURBAN 4WD	17140	07400	X	X	X				X		
2001 to 2002	K1500 HD CREW CAB	17139	07108	X	X	X				X		
2003 to 2009	K1500 HD CREW CAB	17139	07400	X	X	X				X		
2007 to 2013	K1500 YUKON / YUKON XL WITHOUT VYU OPTION	17165	07334	X	X	X				X		
2007 to 2014	K1500 YUKON / YUKON XL (VYU)	17165	07343	X	X	X				X		
2007 to 2014	K1500 AVALANCHE / SUBURBAN 4WD	17165	07344	X	X	X				X		
2007 to 2013	K1500 PICKUP 4WD (7'6" Only)	17165	07333	X	X	X				X		
2014 to 2015	K1500 4WD (7'6" Only)	17194	07777	X	X	X*				X*		
2016 to 2018	K1500 4WD (7'6" Only)	17194	07777 (STD) or 07781 (LED)	X	X	X*				X*		
2019 to 2023	K1500 4WD (7'6" Only)	17197	Use SOS system only	X	X	X*				X		
<b>3/4 Ton to 1 Ton (2500 - 3500)</b>												
1988 to 2000	K2500 / K3500 4WD (1988 FRAME) WITH OR W/O DUAL REAR	17119	Pgs.118-119				X	X	X		X	X
1991 to 2002	HD 3500 2WD (8'6"-10'6") 15,000lb. GVWR	17127	Pgs.118-119				X	X	X		X	X
1999 to 2002	K2500 / K2500HD / K3500	17139	Pgs.118-119				X	X	X		X	X
2000 to 2002	K2500 YUKON / YUKON XL (7'6" Only)	17139	07108				X		X			
2002	K2500 AVALANCHE / SUBURBAN 4WD (7'6" Only)	17139	07108				X		X			
2003 to 2010	K2500 YUKON / YUKON XL (7'6" Only)	17139	07400				X		X			
2003 to 2010	K2500 AVALANCHE / SUBURBAN 4WD (7'6" Only)	17139	07400				X		X			
2003 to 2010	K2500 / K2500HD / K3500	17139	07400				X	X	X		X	X
2003 to 2010	C/K 2500 and 3500 PICKUP 2WD/4WD	17139	07400				X	X	X		X	X
2007 to 2008	K2500 YUKON / YUKON XL (7'6" Only) WITHOUT VYU OPTION	17139	07334				X		X			
2007 to 2010	K2500 YUKON / YUKON XL (7'6" Only) WITH VYU OPTION	17139	07343				X		X			
2007 to 2010	K2500 AVALANCHE / SUBURBAN 4WD (7'6" Only)	17139	07344				X		X			
2007 to 2010	K2500 / K2500HD / K3500 4WD	17139	07333				X	X	X		X	X
2011 to 2014	K2500 / K3500 4WD	17174	07333				X	X	X		X	X
2015 to 2016	K2500 / K3500 4WD	17174	07777				X	X	X		X	X
2017 to 2019	K2500 / K3500 4WD	17174	07781				X	X	X		X	X
2020 to 2023	K2500 / K3500 4WD	17198	Use SOS system only				X	X	X		X	X

\* Installation requires fascia modifications including the cutting of plastic and metal bumper components. Grill may require notching.

# MOUNT SELECTION – EZ MOUNT PLUS (CONT.)



## CHEVROLET/GMC (CONT.)

Year	Vehicle	Mount #	Headlight Adapter	DP 6'8"	DP 7'6"	LPLD	LP	SB	DE	SV 7'6"	SV	RP-32
<b>Medium Duty (4500 and above)</b>												
2003 to 2010	C4500 / C5500 4WD 16,000 lb. GVWR	17158*	Pgs. 118-119				X	X	X		X	X
2019 to 2023	4500 / 5500 / 6500 4WD (8'6"-10'6")	17199	Use SOS system only				X	X	X		X	X

\* Discontinued



## DODGE/RAM

Year	Vehicle	Mount #	Headlight Adapter	DP 6'8"	DP 7'6"	LPLD	LP	SB	DE	SV 7'6"	SV	RP-32
<b>1/2 Ton and Smaller (1500)</b>												
2004 to 2011	DURANGO 4WD	17159	Pgs. 118-119	X	X							
2005 to 2012	DAKOTA 4WD	17159	Pgs. 118-119	X	X							
1994 to 2001	W1500 4WD	17123	Pgs. 118-119	X	X	X				X		
2002 to 2005	W1500 4WD	17172	Pgs. 118-119	X	X	X				X		
2006 to 2008	W1500 4WD	17172	Pgs. 118-119	X	X	X				X		
2009 to 2012	W1500 4WD	17172	Pgs. 118-119	X	X	X				X		
<b>3/4 Ton to 1 Ton (2500-3500)</b>												
1994 to 2002	W2500	17123	07106				X	X	X		X	X
2003 to 2009	W2500	17173	Pgs. 118-119				X	X	X		X	X
2005 to 2009	W2500 POWERWAGON (7'6"-8'0")	17173	Pgs. 118-119				X	X	X			
1994 to 2002	W3500 CAB CHASSIS 4WD	17123	07106				X	X	X		X	X
2003 to 2009	W3500 HD AND CAB CHASSIS 4WD	17173	Pgs. 118-119				X	X	X		X	X
2008 to 2010	W3500 DUAL REAR WHEEL	17168	Pgs. 118-119				X	X	X		X	X
2010 to 2012	W2500 / W3500	17173	Pgs. 118-119				X	X	X		X	X
2013 to 2018	W2500 / W3500	17185	Pgs. 118-119				X	X	X		X	X
2019 to 2023	W2500 / W3500	17200	Use SOS system only				X		X		X	X
<b>Medium Duty (4500 and above)</b>												
2008 to 2010	W4500 / W5500 HD 4WD	17168	Pgs. 118-119				X	X	X		X	X
2011 to 2012	W4500 / W5500 HD 4WD	17175	Pgs. 118-119				X	X	X		X	X
2013 to 2018	W4500 / W5500 HD 4WD	17175	Pgs. 118-119				X	X	X		X	X
2008 to 2023	W4500 / W5500 HD 4WD	17201	Use SOS system only				X	X	X		X	X



# MOUNT SELECTION – EZ MOUNT PLUS (CONT.)



FORD												
Year	Vehicle	Mount#	Headlight Adapter	DP 6'8"	DP 7'6"	LPLD	LP	SB	DE	SV 7'6"	SV	RP-32
<b>1/2 Ton (150)</b>												
1992	BRONCO 3,800 lb. FGAWR	17126	07102	X	X	X				X		
1992 to 1996	F150 PICKUP/BRONCO(7'6" Only)	17126	07102	X	X	X				X		
1997 to 1999	F150 PICKUP 4WD	17124	07102	X	X	X				X		
2000 to 2003	F150 PICKUP 4WD 7,700 lb. GVWR (7'6" Only)	17124	07102	X	X	X				X		
2004 to 2008	F150 PICKUP 4WD 8,200 lb. GVWR (7'6" Only)	17141	07417	X	X	X				X		
2009 to 2010	F150 PICKUP 4WD 8,200 lb. GVWR (7'6" Only)	17171	07417	X	X	X				X		
2013 to 2014	F150 (W/ 6.2L V8 - CREW CAB or SUPERCAB ONLY and FGAWR OF 4,050 lb.)	17171	07747 (HID), 07417 (std)	X	X	X				X		
2015 to 2019	F150 4WD W/ SNOW PLOW PREP PACKAGE	17192	07779	X	X							
2020 to 2020	F-150 4WD W/ SNOW PLOW PREP PACKAGE	17192	Use SOS System Only	X	X							
<b>3/4 Ton to 1 Ton (250-350)</b>												
1992 to 1998	F250 4,600 lb. FGAWR 4WD	17125	07102		X	X				X		
1992 to 1998	F350 4,800 lb. FGAWR 4WD and DIESEL F350 5,000 lb. FGAWR 4WD	17128	07102				X	X	X		X	X
1997 to 1999	F250 LD 4WD 7,700 lb. GVWR (7'6" Only)	17124	07102		X	X				X		
1999 to 2004	F250 / F350 4WD	17162	Pgs. 118-119				X	X	X		X	X
2000 to 2005	EXCURSION 4WD	17162	07102			X						
2005 to 2007	F250 / F350 4WD	17162	Pgs. 118-119				X	X	X		X	X
2008 to 2016	F250 / F350 4WD	17189	Pgs. 118-119				X	X	X		X	X
2017 to 2023	F250 / F350 4WD	17195	07813 (Halogen) 07815 (LED)				X	X	X		X	X
<b>Medium Duty (450 and above)</b>												
1992 to 1998	F450 CAB CHASSIS 2WD 15,000 lb. GVWR (8'6"-9'6")	17128	07102				X	X	X		X	X
1999 to 2004	F450 / F550 CAB CHASSIS 2WD and 4WD (8'6"-10'6")	17162	Pgs. 118-119				X	X	X		X	X
2005 to 2007	F450 / F550 CAB CHASSIS 2WD and 4WD (8'6"-10'6")	17162	Pgs. 118-119				X	X	X		X	X
2008 to 2016	F450 / F550 CAB CHASSIS 2WD and 4WD (8'6"-10'6")	17189	Pgs. 118-119				X	X	X		X	X
2017 to 2022	F450 / F550 / F600 CAB CHASSIS 2WD and 4WD (8'6"-10'6")	17195	07813 (Halogen) 07815 (LED)				X	X	X		X	
2006 to 2007	L45 / L55 (8.5-10.0)	17156 <sup>1</sup>	Pgs. 118-119				X	X	X	X	X	X
2016 to 2023	F650 / F750	17190	07417								X*	X

\* SV3 10'6" Only

## HUMMER

Year	Vehicle	Mount #	Headlight Adapter	DP 6'8"	DP 7'6"	LPLD	LP	SB	DE	SV 7'6"	SV	RP-32
2003 to 2007	H2	17143	07106	X	X							
1993 to 2007	H1	17176*	07180				X		X		X	

<sup>1</sup> Discontinued



# MOUNT SELECTION – EZ MOUNT PLUS (CONT.)



HINO												
Year	Vehicle	Mount #	Headlight Adapter	DP 6'8"	DP 7'6"	LPLD	LP	SB	DE	SV 7'6"	SV	RP-32
2005 to 2007	145 / 165 / 185 (8'6"-10'6")	17152 <sup>1</sup>	07180				X	X	X		X	



INTERNATIONAL												
Year	Vehicle	Mount #	Headlight Adapter	DP 6'8"	DP 7'6"	LPLD	LP	SB	DE	SV 7'6"	SV	RP-32
2006 to 2007	CF 500/CF 600 (8'6"-10'6")	17156 <sup>1</sup>	07403				X	X	X		X	X
2011 to 2019	TERRASTAR 2WD	17183 <sup>1</sup>	07180				X*	X	X		X*	X*
2012 to 2019	TERRASTAR 4WD	17137	07180				X	X	X		X	X
2019 to 2023	4500 / 5500 / 6500 4WD (8'6"-10'6")	17199	Use SOS system only				X	X	X		X	X

\* RP-32 9'0", RP-32-10'0", LP 9'0", SV3 9'6", and SV3 10'6" only



MITSUBISHI												
Year	Vehicle	Mount #	Headlight Adapter	DP 6'8"	DP 7'6"	LPLD	LP	SB	DE	SV 7'6"	SV	RP-32
1998 to 2004	FUSO FG 4WD (8'6"-10'6")	17131 <sup>1</sup>	07101				X	X	X		X	X
2005 to 2007	FUSO FG 4WD (8'6"-10'6")	17155 <sup>1</sup>	Pgs. 118-119				X	X	X		X	X



NISSAN												
Year	Vehicle	Mount #	Headlight Adapter	DP 6'8"	DP 7'6"	LPLD	LP	SB	DE	SV 7'6"	SV	RP-32
2004 to 2009	TITAN	17151 <sup>1</sup>	07205	X	X	X				X		
2004 to 2009	ARMADA	17151 <sup>1</sup>	07205	X	X	X				X		
2018 to 2023	TITAN XD (GAS ONLY)	17196	Use SOS System Only	X	X	X	X			X		



TOYOTA												
Year	Vehicle	Mount #	Headlight Adapter	DP 6'8"	DP 7'6"	LPLD	LP	SB	DE	SV 7'6"	SV	RP-32
2000 to 2006	TUNDRA	17160	07180	X	X	X				X		
2007 to 2023	TUNDRA	17167	07353	X	X	X				X		

HEAVY DUTY PLUS BUMPER TO FRAME												
Year	Vehicle	Mount #	Headlight Adapter	DP 6'8"	DP 7'6"	LPLD	LP	SB	DE	SV 7'6"	SV	RP-32
ALL	27,000-33,000lb.GVVUNIVERSAL BUMPER TO FRAME	16400	Pgs. 118-119					X			X*	X

\* SV 10'6" Only  
! Discontinued



# MOUNT SELECTION – DRIVE PRO™



CHEVROLET/GMC					
Year	Vehicle	Description	Headlight Adapter	DP 6'8"	DP 7'6"
<b>Compact Trucks</b>					
2002 to 2013	TRAILBLAZER	18500 <sup>!</sup>	08143	X	
2004 to 2012	COLORADO / CANYON	18504	07213	X	
2015 to 2023	COLORADO / CANYON	18532	07778	X	
<b>1/2 Ton</b>					
1988 to 2000	K1500 PICKUP 4WD	17119	Pgs. 118-119	X	X
1999 to 2002	K1500 PICKUP 4WD	17140	07108	X	X
2000 to 2002	K1500 YUKON / YUKON XL	17140	07108	X	X
2000 to 2002	TAHOE / SUBURBAN 4WD	17140	07108	X	X
2001 to 2002	K1500 HD CREW CAB	17139	07108	X	X
2003 to 2007	K1500 PICKUP 4WD	17140	07400	X	X
2003 to 2006	K1500 YUKON / YUKON XL	17140	07400	X	X
2003 to 2007	K1500 HD CREW CAB	17139	07400	X	X
2003 to 2006	TAHOE / SUBURBAN 4WD	17140	07400	X	X
2007 to 2015	K1500 YUKON / YUKON XL WITHOUT VYU OPTION	17140	07334	X	X
2007 to 2015	K1500 YUKON / YUKON XL WITH VYU OPTION	17165	07343	X	X
2007 to 2013	K1500 AVALANCHE	17165	07344	X	X
2007 to 2013	K1500 PICKUP 4WD	17165	07333	X	X
2014 to 2018	K1500 PICKUP 4WD	17194	07777 (STD) or 07781 (LED)	X	X
2019 to 2023	K1500 PICKUP 4WD	17197	Use SOS system only	X	X



DODGE/RAM					
Year	Vehicle	Description	Headlight Adapter	DP 6'8"	DP 7'6"
<b>Compact Trucks</b>					
2004 to 2011	DURANGO 4WD	17159	Pgs. 118-119	X	X
2005 to 2012	DAKOTA 4WD	17159	Pgs. 118-119	X	X
<b>1/2 Ton</b>					
1994 to 2001	W1500 4WD	17123	Pgs. 118-119	X	X
2002 to 2005	W1500 4WD	17130	Pgs. 118-119	X	X
2006 to 2008	W1500 4WD	17130	Pgs. 118-119	X	X
2009 to 2012	W1500 4WD	17172	Pgs. 118-119	X	X
2021 to 2023	W1500 4WD with Snow Plow Prep Package	18535	Use SOS system only	X	X

! Discontinued

## MOUNT SELECTION – DRIVE PRO™ (CONT.)



FORD					
Year	Vehicle	Description	Headlight Adapter	DP 6'8"	DP 7'6"
<b>Compact Trucks</b>					
1998 to 2009	RANGER	18514	07102	X	
2010 to 2013	RANGER	18514	07417	X	
2019 to 2021	RANGER	18536	Use SOS system only	X	
2002 to 2011	EXPLORER	18508	07417	X	
<b>1/2 Ton</b>					
1992 to 1996	F150 PICKUP / BRONCO	17126	07102	X	X
1997 to 2003	F150 PICKUP 4WD 7,700 lb. GVWR	17124	07102	X	X
2004 to 2008	F150 PICKUP 4WD	17141	07417	X	X
2009 to 2010	F150 PICKUP 4WD	17171	07417	X	X
2013 to 2014	F150 (W/ 6.2L V8 - CREW CAB or SUPER CAB ONLY and FGAWR OF 4,050 lb.)	17171	07417	X	X
2015 to 2019	F150 4WD W/ SNOW PLOW PREP PACKAGE	17192	07779	X	X
2020 to 2023	F150 4WD W/ SNOW PLOW PREP PACKAGE	17192	Use SOS system only	X	X



HUMMER					
Year	Vehicle	Description	Headlight Adapter	DP 6'8"	DP 7'6"
2003 to 2007	H2	17143	07106	X	X



JEEP					
Year	Vehicle	Description	Headlight Adapter	DP 6'8"	DP 7'6"
2003 to 2014	LIBERTY	18503	07102	X	
1997 to 2006	WRANGLER TJ	18509	07180	X	
2007 to 2018	WRANGLER JK	18507	07417	X	
2018 to 2022	WRANGLER JL	18534	Use SOS system only	X	
2020 to 2023	GLADIATOR	18534	Use SOS system only	X	



NISSAN					
Year	Vehicle	Description	Headlight Adapter	DP 6'8"	DP 7'6"
1998 to 2004	FRONTIER / PATHFINDER	18510 <sup>1</sup>	07102	X	
2005 to 2015	FRONTIER	18506	07102	X	
2005 to 2012	PATHFINDER	18506	07102	X	
2004 to 2015	ARMADA / TITAN	17151 <sup>1</sup>	07205	X	X
2004 to 2015	ARMADA / TITAN	17151 <sup>1</sup>	07205	X	X
2018 to 2023	TITAN XD (GAS ONLY)	17196	USE SOS SYSTEM ONLY	X	X



TOYOTA					
Year	Vehicle	Description	Headlight Adapter	DP 6'8"	DP 7'6"
2005 to 2015	TACOMA	18533	07180	X	
2016 to 2022	TACOMA	18533	07782	X	
2000 to 2006	TUNDRA	17160	07180	X	X
2007 to 2023	TUNDRA	17167	07353	X	X



# MOUNT SELECTION – EZ MOUNT CLASSIC



## CHEVROLET/GMC

Year	Vehicle	Mount #	LightAdapter	DP 6'8"	DP 7'6"	LPLD	LP	DE	SV 7'6"	SV	RP-32
<b>Compact Trucks (smaller than 1/2 Ton)</b>											
1983to1994	S-BLAZER / S-JIMMY	18056DP <sup>!</sup>	Pgs. 118-119	X	X						
1983to1993	S- PICK-UP 4WD	18056DP <sup>!</sup>	07180	X	X						
1994to2001	S- PICK-UP 4WD	18078DP <sup>!</sup>	07180	X	X						
<b>1/2 Ton (1500)</b>											
1981to1987	K-10 (V-10), BLAZER	17091 <sup>!</sup>	Pgs. 118-119		X	X					
1981to1991	JIMMY / SUBURBAN 4WD	17091 <sup>!</sup>	Pgs. 118-119		X	X					
1988to2000	K1500 PICKUP 4WD 1988 BODY	17089	Pgs. 118-119		X	X					
1992to1994	BLAZER / JIMMY / SUBURBAN (7'6" Only)	17089	Pgs. 118-119		X	X					
1999to2002	K1500 PICKUP 4WD NEW BODY STYLE	17138	07108		X	X					
2001to2002	K1500 HD CREW CAB	17111	07108		X	X					
2000to2002	K1500 TAHOE / YUKON / SUBURBAN 4WD	17138	07108		X	X					
2003to2007	K1500 PICKUP 4WD NEW BODY STYLE	17138	07400		X	X					
2003to2007	K1500 HD CREW CAB	17111	07400		X	X					
2003to2007	K1500 TAHOE / YUKON / SUBURBAN 4WD	17138	07400		X	X					
<b>3/4 Ton to 1 Ton (2500-3500)</b>											
1981to1987	K-20 (V-20) PICKUP (7'6"-8'0")	17091 <sup>!</sup>	Pgs. 118-119				X				
1981to1991	K-20 SUBURBAN 4WD (7'6"-8'0")	17091 <sup>!</sup>	Pgs. 118-119				X				
1981to1987	K-30 (V-30) PICKUP 4WD	17091 <sup>!</sup>	Pgs. 118-119				X				
1988to2000	K2500 / K3500 4WD (1988 BODY STYLE)	17089	Pgs. 118-119				X				
1988to2000	C2500 / C3500 2WD	17094	Pgs. 118-119				X				
1999to2002	C2500 2WD NEW BODY STYLE	17114 <sup>!</sup>	07108		X	X					
1999to2002	K2500 / K2500HD / K3500	17111 <sup>!</sup>	07108				X				
2000to2002	K2500 SUBURBAN / YUKON XL 4WD	17111 <sup>!</sup>	07108		X	X					
2000to2002	K2500 AVALANCHE 4W/D	17111 <sup>!</sup>	07108		X	X					
2003to2010	K2500 SUBURBAN / YUKON XL 4WD	17111 <sup>!</sup>	07400		X	X					
2003to2007	K2500 AVALANCHE 4W/D	17111 <sup>!</sup>	07400		X	X					
2003to2010	K2500 / K2500HD / K3500	17111 <sup>!</sup>	07400				X				
2003to2010	C2500 / C3500 PICKUP 2WD	17111 <sup>!</sup>	Pgs. 118-119				X				
1991to2002	HD 3500 2WD (8'6"-10'0") 15,000 lb. GVWR	17093 <sup>!</sup>	Pgs. 118-119				X				X



## DODGE

Year	Vehicle	Mount #	Light adapter	DP 6'8"	DP 7'6"	LPLD	LP	DE	SV 7'6"	SV	RP-32
<b>Compact Trucks (smaller than 1/2 Ton)</b>											
THRU 1996	DAKOTA 4WD	18060DP <sup>!</sup>	Pgs. 118-119	X	X						
<b>1/2 Ton (1500)</b>											
1972to1993	W150 / RAMCHARGER 4WD	17090	07180		X	X					
1994to1996	W1500 4WD	17103 <sup>!</sup>	07106		X	X					
1997to2001	W1500 4WD	17103 <sup>!</sup>	07106		X	X					
1999to2001	W1500 SPORT 4WD	17103 <sup>!</sup>	07221		X	X					
<b>3/4 Ton to 1 Ton (2500-3500)</b>											
1972to1993	W250 4WD 4,000 lb. FGAWR (7'6" Only)	17090	07180				X				
1972to1993	W250 / W350 4WD 4,500 lb. FGAWR	17099	07180				X				
1994to2002	W2500 / W3500 CAB CHASSIS 4WD	17104 <sup>!</sup>	07106				X				
1999to2002	W2500 SPORT 4WD (7'6"-8'0")	17117	07221				X				
2003to2010	W2500 / W3500 CAB CHASSIS HD 4WD	17135	Pgs.118-119				X				

<sup>!</sup>Discontinued

## MOUNT SELECTION – EZ MOUNT CLASSIC (CONT.)



### FORD

Year	Vehicle	Mount #	Light Adapter	DP 6'8"	DP 7'6"	LPLD	LP	DE	SV 7'6"	SV	RP-32
<b>Compact Trucks (smaller than 1/2 Ton)</b>											
THRU 1989	BRONCO II / RANGER 4WD	18058DP <sup>!</sup>	Pgs. 118-119	X	X						
<b>1/2 Ton (150)</b>											
1987 to 1991	F100 / F150 / BRONCO 4WD 3,800 lb. FGAWR	17096 <sup>!</sup>	07106	X	X	X					
1992 to 1996	F150 PICKUP	17097	07102	X	X	X					
1992 to 1996	BRONCO 4WD	17097	07102	X	X	X					
1997 to 1999	F150 PICKUP 4WD	17108 <sup>!</sup>	07102	X	X	X					
2000 to 2003	F150 PICKUP 4WD 7,700 lb. GVWR	17108 <sup>!</sup>	07102	X	X	X					
<b>3/4 Ton to 1 Ton (250-350)</b>											
1987 to 1991	F250 / F350 PICKUP 4WD 4,600 lb. FGAWR DIESEL F350 5,000 lb. FGAWR	17092	07106				X				
1992 to 1998	F250 4WD 4,600 lb. FGAWR	17098	07102				X				
1997 to 1999	F250 LD 4WD 7,700 lb. GVWR	17108 <sup>!</sup>	07102			X					
1999 to 2005	EXCURSION 4WD	17112 <sup>!</sup>	07102			X					
1999 to 2004	F250 PICKUP 2WD	17115 <sup>!</sup>	07102			X					
1999 to 2004	F250 SUPER DUTY 5,200 lb. FGAWR	17112 <sup>!</sup>	07102				X				
1999 to 2004	F250 SUPER DUTY 6,000 lb. FGAWR	17113 <sup>!</sup>	07102				X				
1992 to 1998	F350 4,800 lb. FGAWR 4WD	17095 <sup>!</sup>	07102				X				
1992 to 1998	F350, CAB CHASSIS 5,000 lb. FGAWR 4WD	17106 <sup>!</sup>	07102				X				
1999 to 2004	F350 SUPER DUTY 5,200 lb. FGAWR	17112 <sup>!</sup>	07102				X				
1999 to 2004	F350 SUPER DUTY 6,000 lb. FGAWR	17113 <sup>!</sup>	07102				X				
1999 to 2004	F350 (7'6"-8'0") 2WD	17115 <sup>!</sup>	07102				X				
<b>Medium Duty (450-550)</b>											
1988 to 1991	F450 CAB CHASSIS 2WD 15,000 lb. GVWR (8'6"-9'0")	17096 <sup>!</sup>	07106				X				X
1992 to 1998	F450 CAB CHASSIS 2WD 15,000 lb. GVWR (8'6"-9'0")	17105 <sup>!</sup>	07102				X				X
1999 to 2004	F450 / F550 SUPER DUTY (8'6"-9'0")	17113 <sup>!</sup>	07102				X				X



### HUMMER

Year	Vehicle	Mount #	Light Adapter	DP 6'8"	DP 7'6"	LPLD	LP	DE	SV 7'6"	SV	RP-32
1993 to 2007	H1 (8'0"-9'0")	17109 <sup>!</sup>	07180				X				



### JEEP

Year	Vehicle	Mount #	Light Adapter	DP 6'8"	DP 7'6"	LPLD	LP	DE	SV 7'6"	SV	RP-32
1984 to 1996	WAGONEER / CHEROKEE XJ 4WD	18084DP <sup>!</sup>	07180	X	X						
1997 to 2002	CHEROKEE 4WD	18084DP <sup>!</sup>	07180	X	X						
1997 to 2006	WRANGLER TJ	18080DP <sup>!</sup>	07180	X	X						
2007 to 2013	WRANGLER JK	18119DP <sup>!</sup>	07417	X	X						

<sup>!</sup> Discontinued



# MOUNT SELECTION – 2 INCH FRONT RECEIVER HITCH



BUICK								
Year	Vehicle	Mount #	HomePlow	WingMan 6'8"	WingMan 7'6"	Install Time (Minutes)	Notes	Weight Rating WC/TW
2009 to 2012	ENCLAVE	FHK31045	X			30	D,Z	3500/350
2004 to 2007	RANIER	FHK31055	X			45	D,Z	3500/350



CADILLAC								
Year	Vehicle	Mount #	HomePlow	WingMan 6'8"	WingMan 7'6"	Install Time (Minutes)	Notes	Weight Rating WC/TW
2000 to 2006	ESCALADE	FHK31302	X	X	X	60	D,Z	5000/500
2007 to 2014	ESCALADE (EXCLUDING HYBRID)	FHK31012	X	X	X	45	D	5000/500



CHEVROLET/GMC								
Year	Vehicle	Mount #	HomePlow	WingMan 6'8"	WingMan 7'6"	Install Time (Minutes)	Notes	Weight Rating WC/TW
2009 to 2012	ACADIA	FHK31045	X			30	D,Z	3500/350
2002 to 2006	AVALANCHE	FHK31302	X	X	X	60	D,Z	5000/500
2007 to 2014	AVALANCHE (EXCLUDING Z71)	FHK31012	X	X	X	45	D	5000/500
1992 to 1994	FULL-SIZE SUV	FHK31042	X	X	X	30	Z	5000/500
1995 to 2005	BLAZER COMPACT SUV 4WD ONLY (WILL NOT FIT VEHICLES W/ZR2 PACKAGE)	FHK31021	X			30	Z	3500/350
2004 to 2009	CANYON	FHK31221	X	X		20	Z	5000/500
2010 to 2012	CANYON (EXCLUDES Z71 W/ FRONT STABILIZER BAR)	FHK31221	X	X		20	D,Z	5000/500
2015 to 2023	CANYON	FHK31074	X	X		45	D,Z	5000/500
2004 to 2009	COLORADO	FHK31221	X	X		20	Z	5000/500
2010 to 2012	COLORADO EXCLUDES Z71 W/ FRONT STABILIZER BAR	FHK31221	X	X		20	D,Z	5000/500
2015 to 2023	COLORADO	FHK31074	X	X		45	D,Z	5000/500
2002 to 2009	ENVOY	FHK31055	X			45	D,Z	3500/350
2010 to 2013	EQUINOX	FHK31032	X			45	D	3500/350
1996 to 2002	EXPRESSFULLSIZEVAN(ALSOINCLUDES2003RVCLUTAWAY)	FHK31016	X	X	X	35		5000/500
1994 to 2001	JIMMY (COMPACT SUV 4WD ONLY, EXCLUDES ZR2)	FHK31021	X			30	Z	3500/350
1988 to 1999	PICKUP1500C/KSERIEEXCEPT34"FRAME(O.D.)-OLDBODYONLY	FHK31042	X	X	X	30	Z	5000/500
1999 to 2007	PICKUP 1500 SILVERADO/SIERRA CLASSIC BODY	FHK31302	X	X	X	60	D,Z	5000/500
2007 to 2013	PICKUP 1500 SILVERADO/SIERRA NEW BODY	FHK31322	X	X	X	30	D,Z	5000/500
2014 to 2018	PICKUP 1500 SILVERADO/SIERRA NEW BODY	FHK31069	X	X	X	45	D	5000/500
2019 to 2022	PICKUP 1500 SILVERADO/SIERRA	FHK31088	X	X	X	45	D	5000/500
2001 to 2007	PICKUP1500HDSILVERADO/SIERRA(2&4WD)CLASSICBODY	FHK31108	X	X	X	30	D,Z	5000/500
1994 to 2004	S-10PICKUP4WDONLY(WILLNOTFITVEHICLESW/ZR2PACKAGE)	FHK31021	X			30	Z	3500/350
1996 to 2002	SAVANAFULLSIZEVAN(ALSOINCLUDES2003RVCLUTAWAY)	FHK31016	X	X	X	35		5000/500
1994 to 2004	SONOMA (4WD ONLY EXCLUDING ZR2)	FHK31021	X			30	Z	3500/350
1992 to 1999	SUBURBAN OLD BODY 2WD ONLY	FHK31043	X	X	X	30		5000/500
1992 to 1999	SUBURBAN OLD BODY 4WD ONLY	FHK31042	X	X	X	30	Z	5000/500
2000 to 2006	SUBURBAN 2 & 4WD	FHK31302	X	X	X	60	D,Z	5000/500
2007 to 2014	SUBURBAN(EXCLUDINGHYBRID)(TDOESNOTREQUIREFASCIA TRIM)	FHK31012	X	X	X	45	D	5000/500
2015 to 2020	SUBURBAN (LT DOES NOT REQUIRE FASCIA TRIM)	FHK31073	X	X	X	45	D	5000/500
1995 to 1999	TAHOE OLD BODY	FHK31042	X	X	X	30	Z	5000/500
2000 to 2006	TAHOE (2 & 4WD)	FHK31302	X	X	X	60	D,Z	5000/500
2007 to 2014	TAHOE (EXCEPT HYBRID)	FHK31012	X	X	X	45	D	5000/500
2015 to 2020	TAHOE (EXCEPT HYBRID)	FHK31073	X	X	X	45	D	5000/500
2010 to 2013	TERRAIN	FHK31032	X			45	D	3500/350
2002 to 2009	TRAILBLAZER (ALL)	FHK31055	X			45	D,Z	3500/350
2009 to 2012	TRAVERSE	FHK31045	X			30	D,Z	3500/350
1992 to 2000	YUKON 1500 & XL 1500 OLD BODY	FHK31042	X	X	X	30	Z	5000/500
2000 to 2006	YUKON 1500 & XL 1500 NEW BODY	FHK31302	X	X	X	60	D,Z	5000/500
2007 to 2014	YUKON XL & XL 1500 (EXCLUDING HYBRID)	FHK31012	X	X	X	45	D	5000/500
2015 to 2020	YUKON XL & XL 1500 (EXCLUDING HYBRID)	FHK31073	X	X	X	45	D	5000/500

# MOUNT SELECTION – 2 INCH FRONT RECEIVER HITCH



## DODGE/RAM

Year	Vehicle	Mount #	Home-Plow	WingMan 6'8"	WingMan 7'6"	InstallTime (Minutes)	Notes	WeightRating WC/TW
1998 to 1999	DAKOTA	FHK31097	X			20	D,Z	3500/350
2000 to 2004	DAKOTA (4WD ONLY)	FHK31080	X			40	Z	3500/350
2005 to 2007	DAKOTA	FHK31228	X	X	X	30	D,Z	5000/500
2008 to 2011	DAKOTA	FHK31230	X			20	D,Z	3500/350
1998 to 1999	DURANGO	FHK31097	X			20	D,Z	3500/350
2000 to 2003	DURANGO	FHK31080	X			40	Z	3500/350
2004 to 2006	DURANGO	FHK31297	X	X	X	30	Z	5000/500
2007 to 2009	DURANGO	FHK31297	X	X	X	30	D,Z	5000/500
2011 to 2013	DURANGO(EXCEPTR/HEATANDMODELSW/FACTORYTOWHOOKS)	FHK31033	X			35	D	3000/300
2002 to 2005	RAM 1500(EXCLUDINGMEGACAB,SPORTMODELSREQUIRE 31320-SK SPACER KIT)	FHK31320	X	X	X	30	D,Z	5000/500
2006 to 2008	RAM 1500(EXCLUDINGMEGACAB,SPORTMODELSREQUIRE 31320-SK SPACER KIT)	FHK31320	X	X	X	30	D	5000/500
2009 to 2012	RAM 1500 (4WD ONLY)	FHK31374	X	X	X	30	D	5000/500
2021 to 2023	RAM 1500	FHK31090	X	X	X	30	D	5000/500
2006 to 2008	RAM 1500 MEGA CAB	FHK31017	X			30	D	3500/350
1994 to 2002	RAM PICKUP (ALL 2 & 4WD EXCEPT 2002 RAM 1500)	FHK31604	X	X	X	45	D,Z	5000/500



## FORD

Year	Vehicle	Mount #	Home-Plow	WingMan 6'8"	WingMan 7'6"	InstallTime (Minutes)	Notes	WeightRating WC/TW
2008 to 2013	ECONOLINE/E-SERIES	FHK31053	X	X	X	30	D	5000/500
2005 to 2010	ESCAPE	FHK31650	X			90	D	3500/350
2011 to 2012	ESCAPE	FHK31025	X			40	D	3500/350
1999 to 2002	EXPEDITION (4WD W/ FACTORY TOW HOOKS)	FHK31038	X	X	X	45	Z	5000/500
2003 to 2006	EXPEDITION (4WD W/ FACTORY TOW HOOKS)	FHK31352	X	X	X	30	D,Z	5000/500
2007 to 2011	EXPEDITION (4WD ONLY)	FHK31368	X	X	X	30	D,Z	5000/500
1997 to 2001	EXPLORER	FHK31051	X			30		3500/350
2002 to 2006	EXPLORER	FHK31540	X	X		30	D	5000/500
2006.5 to 2010	EXPLORER	FHK31545	X	X		30	Z	5000/500
2001 to 2006	EXPLORER SPORT TRAC	FHK31029	X	X		30		5000/500
2006.5 to 2010	EXPLORER SPORT TRAC	FHK31545	X	X		30	Z	5000/500
1992 to 1996	F-150	FHK31026	X	X	X	30		5000/500
1999 to 2003	F-150 (4WD W/ FACTORY TOW HOOKS)	FHK31038	X	X	X	45	Z	5000/500
2004 to 2008	F-150 (EXCLUDING HERITAGE EDITION)	FHK31352	X	X	X	30	D,Z	5000/500
2009 to 2010	F-150 (4WD ONLY)	FHK31368	X	X	X	30	D,Z	5000/500
2013 to 2014	F-150 (6.2L CREW OR SUPER CAB ONLY WITH 4050 FGAWR)	FHK31368	X	X	X	30	D,Z	5000/500
2015 to 2020	F-150 (4WD W/SNOW PLOW PREP PKG)	FHK31083	X	X	X	45	D,Z	5000/500
2004 to 2004	F-150 HERITAGE EDITION (4WD ONLY)	FHK31038	X	X	X	45	Z	5000/500
1992 to 2011	RANGER(WILLNOTFITMODELSW/FRONTCROSSMEMBEROR CANADIAN BUILT 2WD MODELS)	FHK31063	X			30	D	3500/350



## HONDA

Year	Vehicle	Mount #	Home-Plow	WingMan 6'8"	WingMan 7'6"	InstallTime (Minutes)	Notes	WeightRating WC/TW
2003 to 2008	PILOT	FHK33328	X			35	D,Z	3500/350
2009 to 2011	PILOT	FHK31024	X			60	D	3500/350
2012 to 2014	PILOT	FHK31064	X			60		3500/350
2005 to 2014	RIDGELINE	FHK33328	X			35	D,Z	3500/350

# MOUNT SELECTION – 2 INCH FRONT RECEIVER HITCH

HUMMER

HUMMER								
Year	Vehicle	Mount #	HomePlow	WingMan 6'8"	WingMan 7'6"	Install Time (Minutes)	Notes	Weight Rating WC/TW
2006 to 2007	H3	FHK31270	X			30	Z	3000/300



HYUNDAI								
Year	Vehicle	Mount #	HomePlow	WingMan 6'8"	WingMan 7'6"	Install Time (Minutes)	Notes	Weight Rating WC/TW
2007 to 2009	SANTA FE	FHK31035	X			45	N	3500/350
2010 to 2011	SANTA FE	FHK31034	X			45	D,N	3500/350

Jeep

JEEP								
Year	Vehicle	Mount #	HomePlow	WingMan 6'8"	WingMan 7'6"	Install Time (Minutes)	Notes	Weight Rating WC/TW
1984 to 2001	CHEROKEE (EXCLUDING GRAND CHEROKEE)	FHK31084	X			30	D	3000/300
1986 to 1992	COMANCHE	FHK31084	X			30	D	3000/300
2006 to 2010	COMMANDER (4WD ONLY)	FHK31056	X			45		3500/350
2002 to 2004	GRAND CHEROKEE (4WD ONLY)	FHK31048	X			45		3500/350
2005 to 2010	GRAND CHEROKEE (4WD ONLY)	FHK31047	X			90	D	3000/300
2011 to 2015	GRAND CHEROKEE (WILL NOT FIT MODELS WITH FACTORY TOW HOOKS)	FHK31033	X			35	D	3000/300
2002 to 2007	LIBERTY (4WD ONLY)	FHK31022	X			30		3500/350
2008 to 2013	LIBERTY	FHK31020	X			20	D	3000/300
1984 to 1990	WAGONEER (EXCLUDING GRAND WAGONEER)	FHK31084	X			30	D	3000/300
1997 to 2006	WRANGLER TJ	FHK31028	X			30		3500/350
2007 to 2018	WRANGLER JK	FHK31432	X			60	Z	3500/525
2018 to 2023	WRANGLER JL	FHK31086	X			60	Z	3500/350
2019 to 2023	GLADIATOR	FHK30186	X			60	Z	3500/350

LINCOLN

LINCOLN								
Year	Vehicle	Mount #	HomePlow	WingMan 6'8"	WingMan 7'6"	Install Time (Minutes)	Notes	Weight Rating WC/TW
2004 to 2008	MARK LT	FHK31352	X	X	X	30	D,Z	5000/500
2007 to 2011	NAVIGATOR (4WD ONLY)	FHK31368	X	X	X	30	D,Z	5000/500



MAZDA								
Year	Vehicle	Mount #	HomePlow	WingMan 6'8"	WingMan 7'6"	Install Time (Minutes)	Notes	Weight Rating WC/TW
2005 to 2010	TRIBUTE	FHK31650	X			90	D	3500/350



MERCURY								
Year	Vehicle	Mount #	HomePlow	WingMan 6'8"	WingMan 7'6"	Install Time (Minutes)	Notes	Weight Rating WC/TW
2005 to 2010	MARINER	FHK31650	X			90	D	3500/350
2007 to 2010	MOUNTAINEER	FHK31545	X	X		30	Z	5000/500



MITSUBISHI								
Year	Vehicle	Mount #	HomePlow	WingMan 6'8"	WingMan 7'6"	Install Time (Minutes)	Notes	Weight Rating WC/TW
2008 to 2009	RAIDER	FHK31230	X			20	D,Z	3500/350

# MOUNT SELECTION – 2 INCH FRONT RECEIVER HITCH



## NISSAN

Year	Vehicle	Mount #	HomePlow	WingMan 6'8"	WingMan 7'6"	Install Time (Minutes)	Notes	Weight Rating WC/TW
2005 to 2020	FRONTIER	FHK31241	X			35	Z	3500/350
2005 to 2012	PATHFINDER	FHK31241	X			35	Z	3500/350
2004 to 2008	TITAN	FHK31199	X	X	X	45		5000/500
2009 to 2015	TITAN 4WD	FHK31061	X	X	X	45		5000/500
2016 to 2023	TITAN XD	FHK31077	X	X	X	20	Z	5000/500
2005 to 2015	XTERRA	FHK31514	X			35	Z	3500/350



## SUZUKI

Year	Vehicle	Mount #	HomePlow	WingMan 6'8"	WingMan 7'6"	Install Time (Minutes)	Notes	Weight Rating WC/TW
2009 to 2012	EQUATOR 4WD	FHK31241	X			35	Z	3500/350



## TOYOTA

Year	Vehicle	Mount #	HomePlow	WingMan 6'8"	WingMan 7'6"	Install Time (Minutes)	Notes	Weight Rating WC/TW
2007 to 2013	4 RUNNER	FHK31367	X			30	Z	3500/350
2010 to 2013	4 RUNNER (TRAIL EDITION ONLY)	FHK31367	X			30	Z	3500/351
2010 to 2013	4 RUNNER (4WD EXCLUDING TRAIL EDITION)	FHK31054	X			30	Z	3500/352
2014 to 2016	4 RUNNER (TRAIL & SR5)	FHK31076	X			20	Z	3500/350
2007 to 2014	FJ CRUISER	FHK31367	X			30	Z	3500/350
2000 to 2007	SEQUOIA	FHK31180	X	X		40		5000/500
2008 to 2016	SEQUOIA	FHK31198	X	X		20	Z	5000/500
2001 to 2004	TACOMA	FHK31013	X	X		45		5000/500
2005 to 2015	TACOMA	FHK31313	X			35	Z	3500/350
2016 to 2023	TACOMA	FHK31075	X			30	D,Z	3500/350
2000 to 2006	TUNDRA	FHK31180	X	X		40		5000/500
2007 to 2023	TUNDRA	FHK31198	X	X		20	Z	5000/500

Footnotes:

D = Minor fascia trim

N = While supplies last

S = Discontinued

Z = No drilling required

## NOTES

---



---



---



---



---



---




---






# WINGMAN™ PLOW – FITS 1/2 TON, LIGHT TRUCK, AND SUV VEHICLES

**meyer** Wingman



AMERICA'S  
**BEST**  
WARRANTY  
**5**  
YEARS



## Quick Link™ Mounting System

Attach and Detach plow from vehicle in minutes using the Quick Link system.



## Pistol Grip Controller

Control the up/down and left/right movements of the WingMan plow from the comfort of the vehicle cab with the easy to use touch pad controller.




## Integrated Caster Wheels

Caster wheels make it easy to maneuver and store the WingMan. Wheels store directly on the plow during use.




DRIVE PRO™ – FITS 1/2 TON, LIGHT TRUCK, AND SUV VEHICLES

 **meyer** | Drive Pro



AMERICA'S  
**BEST**  
WARRANTY **5**  
YEARS




### Tubular Push Frame

Municipally inspired push frames are designed to provide maximum strength and support for the moldboard across the entire back of the plow utilizing a heavy-duty tubular frame and reinforcement bar.



### Single Handle – Plows

Easily remove the plow from your vehicle by pulling one handle and disconnecting the harness plugs for a clean, neat appearance for the front of your vehicle.



### Heavy-Duty Trip Springs

Heavier gauge and efficient design yield the longest service life in the industry.

### Controller Featuring Hands-Free Plowing™

The Meyer EZ-1 pistol grip controller features diagnostics and a Hands-Free Plowing (HFP) mode. When activated, HFP uses the shift lever to control the up/down movement of the blade. The EZ-1 pistol grip controller also features double-click technology. Simply double-click a button, and the moldboard will automatically move in that direction without having to keep your finger on the button.








LOT PRO™ LIGHT DUTY – FITS 1/2 TON ONLY)  
LOT PRO™ – FITS 3/4 TON AND UP VEHICLES

 **meyer** Lot Pro



### Tubular Push Frame

Municipally inspired push frames are designed to provide maximum strength and support for the moldboard across the entire back of the plow utilizing a heavy-duty tubular frame and reinforcement bar. They attach at three points to reduce load pressure when plowing.


### Controller Featuring Hands-Free Plowing™

The Meyer EZ-1 pistol grip controller features diagnostics and a Hands-Free Plowing (HFP) mode. When activated, HFP uses the shift lever to control the up/down movement of the blade. The EZ-1 pistol grip controller also features double-click technology. Simply double-click a button, and the moldboard will automatically move in that direction without having to keep your finger on the button.



### Accessory Mounting Holes

Moldboards feature pre-drilled mounting holes to make it quick and easy to add accessories like deflectors and wings.



**LOT PRO™ LIGHT DUTY – FITS 1/2 TON ONLY)**  
**LOT PRO™ – FITS 3/4 TON AND UP VEHICLES**

Lot Pro Product Specifications												
Model #	Mounting Type	Blade Type	Moldboard Length	Moldboard Height	Moldboard Gauge	Vertical Ribs	Plow Trip Springs	Cutting Edge	Average Width at Full Angle	Angling Rams	Lift Cylinder	Weight Complete†
LOT PRO LIGHT DUTY												
LPLD-7.6	Plus	Full-Trip	7' 6"	28"	14 Steel	6	2	3/8" x 6"	81"	1 1/2" x 10"	1 3/4" x 8"	610 lb.
LOT PRO*												
LP-7.5	Plus	Full-Trip	7' 6"	32"	12 Steel	6	4	1/2" x 6"	81"	1 1/2" x 10"	1 3/4" x 8"	766 lb.
LP-8.0	Plus	Full-Trip	8' 0"	32"	12 Steel	6	4	1/2" x 6"	86"	1 1/2" x 10"	1 3/4" x 8"	783 lb.
LP-8.5	Plus	Full-Trip	8' 6"	32"	12 Steel	6	4	1/2" x 6"	92"	1 1/2" x 10"	1 3/4" x 8"	801 lb.
LP-9.0	Plus	Full-Trip	9' 0"	32"	12 Steel	6	4	1/2" x 6"	97"	1 1/2" x 10"	1 3/4" x 8"	816 lb.

† Weight without mount and clevis.. \* Fits 16,500-20,000 GVW vehicles

Lot Pro Moldboard and Accessories												
PART NO.	DESCRIPTION	CUTTING EDGE KITS			DEFLECTOR KITS			CURB GUARDS	ADJ. WINGS	BOX WINGS	FIXED WINGS	SHOE KIT (SINGLE)
		Steel	Rubber	Urethane	Molded	Rubber	Poly					
LOT PRO LIGHT DUTY												
09275	LPLD 7'6" STEEL	08178*	08189	08119	12039	08109	12078	N/A	N/A	N/A	N/A	09127*
LOT PRO												
09400	LP 7'6" STEEL	08296*	08189	08119	12039	08109	12078	08344	08380	08370	08375	09362*
09401	LP 8'0" STEEL	08180*	08190	08160	12040	08111	12024	08344	08380	08370	08375	09362*
09402	LP 8'6" STEEL	08182*	08191	08162	12041	08112	12025	08344	08380	08370	08375	09362*
09403	LP 9'0" STEEL	08185*	08192	08164	12042	08113	12123	08344	08380	08370	08375	09362*

\*Included with moldboard

EZ-Build Black Iron Package	
PART NO.	DESCRIPTION
LOT PRO LIGHT DUTY	
41660	LPLD 7.5 STD OP SYS E73 HYD
FOR A CLASSIC MOUNT LOT PRO LIGHT DUTY PLOW, PURCHASE COMPONENTS AS LISTED	
LOT PRO	
41670	LP 7.5-9 STD OP SYS E73
41760	PKG: LPSO SCNTRL HYD LED
FOR A CLASSIC MOUNT LOT PRO PLOW, PURCHASE COMPONENTS AS LISTED	

Lift Frame		PAF/SAF Carton		Hydraulic Unit ONLY ORDER 1		Plow Lights ONLY ORDER 1	
PART NO.	DESCRIPTION	PART NO.	DESCRIPTION	PART NO.	DESCRIPTION	PART NO.	DESCRIPTION
LOT PRO LIGHT DUTY							
N/A	BI KIT ONLY	N/A	BI KIT ONLY	N/A	BI KIT ONLY	N/A	BI KIT ONLY
11255	LF CLASSIC	16548	PAF CLASSIC MOUNT (LPLD)	15988	E58H 12V HDY CTN	07787 23067	NITE SABER III NITE SABER LED
LOT PRO							
N/A	BI KIT ONLY	N/A	BI KIT ONLY	N/A	BI KIT ONLY	N/A	BI KIT ONLY
N/A	BI KIT ONLY	N/A	BI KIT ONLY	N/A	BI KIT ONLY	N/A	BI KIT ONLY
11255	LF CLASSIC	16549	PAF CLASSIC MOUNT	15988	E58H 12V HYD CTN	07787 23067	NITE SABER III NITE SABER LED

**NOTES**

---



---




---




---

# ROAD PRO™ 32-SERIES – FITS 9,300-26,000 GVW

## **meyer** | Road Pro



AMERICA'S  
**BEST**  
WARRANTY **5**  
YEARS




### EZ-Mount Plus System

Attaches/detaches in seconds by pulling two handles. EZ-Mount systems are fleet-friendly because moldboards and controllers are interchangeable.

### Controller Featuring Hands-Free Plowing™

The Meyer EZ-1 pistol grip controller features diagnostics and a Hands-Free Plowing (HFP) mode. When activated, HFP uses the shift lever to control the up/down movement of the blade. The EZ-1 pistol grip controller also features double-click technology. Simply double-click a button, and the moldboard will automatically move in that direction without having to keep your finger on the button.



### Reliable Operation – E-73 Standard on Road Pro 32 Series Plows



E-73 Hydraulic System Includes five-year warranty.






# ROAD PRO™ 36-SERIES – FITS 26,000-33,000 GVW

 **meyer** | Road Pro



### Road Ready Push Frames

All Road Pro moldboards feature eight vertical ribs and a massive black iron push frame to provide the strength needed to clean city streets and small rural neighborhoods.




### Pivot Bolt

The Road Pro moldboard operates in either a fixed position or pivots five degrees on each side to follow the contour of the road so more snow can be cleared in less time.



### E-70 Power Option

Easily installs, fits a wide variety of municipal vehicles. Perfect for landscapers and contractors who want to add a plow to vehicles that do not have central hydraulics.  
Part #15825 12V  
Part #16000 24V



### Adjustable Shoes (optional)

Shoes are constructed from formed heavy-duty cast iron. Mushroom design helps during backdragging. Can be easily adjusted with single handle crank. Wear disc protects the shoe from damage. Not included with Road Pro moldboard.  
Part #09295 (Kit)  
Part #19056 Wear Disk (replaceable)

# ROAD PRO™ 36 – FITS 26,000-33,000 GVW

## Road Pro 36 Product Specifications

Model #	Mounting Type	Blade Type	Moldboard Length	Moldboard Height	Moldboard Gauge	Vertical Ribs	Plow Trip Springs	Cutting Edge	Average Width at Full Angle	Angling Rams	Lift Cylinder	Weight† Complete
<b>ROAD PRO FULL TRIP</b>												
RP-9	Custom	Full-Trip	9' 0"	36"	7 Steel	8	6	1/2" x 6"	93"	2 1/2" x 11 1/2"	3" x 8"	1562 lb
RP-10	Custom	Full-Trip	10' 0"	36"	7 Steel	8	6	1/2" x 6"	104"	2 1/2" x 11 1/2"	3" x 8"	1610 lb.
<b>ROAD PRO DIAMOND EDGE</b>												
RPDE-10	Custom	Bottom-Trip	10' 0"	36"	7 Steel	8	8	1/2" x 6"	104"	2 1/2" x 11 1/2"	3" x 8"	1850 lb.

† Weight without mount and clevis.

## Road Pro 36 Moldboard and Accessories

PART NO.	DESCRIPTION	CUTTING EDGE KITS				DEFLECTOR KITS			CURB GUARDS	SHOE KIT (PAIR)	PLOW SHOE REPLACEABLE WEAR DISK
		Steel	Rubber	Urethane	Carbide	Molded	Rubber	Poly			
<b>ROAD PRO FULL TRIP</b>											
09437	RP 9'0" STEEL	08185*	08192	08164	N/A	12042	08113	12123	08344	09295	19056
09438	RP 10'0" STEEL	08216*	08193	08167	08780*	12043	08114	12124	08344	09295	19056
<b>ROAD PRO DIAMOND EDGE</b>											
84200	RPDE 10'0" STEEL	08195*	08193	08169	N/A	12043	08114	12124	08344	09295	19056

\* Included with moldboard

\* Carbide cutting edge kits come as a set of (2) 5' or 5.5' cutting edges.

Pivot Bar		PAF/SAF Carton		Hydraulic Unit ONLY ORDER 1		Plow Lights** ONLY ORDER 1		Controller ONLY ORDER 1			
PART NO.	DESCRIPTION	PART NO.	DESCRIPTION	PART NO.	DESCRIPTION	PART NO.	DESCRIPTION	PART NO.	DESCRIPTION		
<b>ROAD PRO FULL TRIP</b>											
Included		16521	SAF RP SERIES (16522 mount required)	15825	E-70 12V HYD CTN	07787	NITE SABER III	22690DC	PISTOL GRIP		
<b>ROAD PRO DIAMOND EDGE</b>											
81027	RPDE SERIES	81505	SAF RPDE SERIES (16522 mount required)	15853	CENTRAL HYD KIT	23067	NITE SABER LED				
				16000	E-70 24V HYD CTN						

\*\* Requires fender mounting light bracket #19168 if custom mount (2 required)

## NOTES

---



---



---



---



---



---




---

## DIAMOND EDGE 2 – FITS 3/4 TON AND UP VEHICLES

**meyer** | Diamond Edge



AMERICA'S  
**BEST**  
WARRANTY **5**  
YEARS



### Tubular Push Frame

Municipally inspired push frames are designed to provide maximum strength and support for the moldboard utilizing a heavy-duty tubular frame and reinforcement bar.



### Easy To Adjust/ Replaceable Trip Springs

Diamond Edge 2 plows feature field adjustable springs that do not require any special tools and can be modified in minutes as conditions change.

### Controller Featuring Hands-Free Plowing™

The Meyer EZ-1 pistol grip controller features diagnostics and a Hands-Free Plowing (HFP) mode. When activated, HFP uses the shift lever to control the up/down movement of the blade. The EZ-1 pistol grip controller also features double-click technology. Simply double-click a button, and the moldboard will automatically move in that direction without having to keep your finger on the button.





# DIAMOND EDGE 2 – FITS 3/4 TON AND UP VEHICLES

## Diamond Edge 2 Product Specifications

Model #	Mounting Type	Blade Type	Moldboard Length	Moldboard Height	Moldboard Gauge	Vertical Ribs	Plow Trip Springs	Cutting Edge	Average Width at Full Angle	Angling Rams	Lift Cylinder	Weight† Complete
DE2-8.0	EZ-Plus	Bottom-Trip	8' 0"	32.5"	12 Steel	6	4	1/2" x 6"	87"	1 1/2" x 10"	1 3/4" x 8"	890 lb.
DE2-9.0	EZ-Plus	Bottom-Trip	9' 0"	32.5"	12 Steel	6	4	1/2" x 6"	98"	1 1/2" x 10"	1 3/4" x 8"	940 lb.

† Weight without mount and clevis.

## Diamond Edge 2 Moldboard and Accessories

PART NO.	DESCRIPTION	CUTTING EDGE KITS			DEFLECTOR KITS			CURB GUARDS	SHOE KIT (SINGLE)
		Steel	Rubber	Urethane	Molded	Rubber	Poly		
84351	DE2 8'0" STEEL	08181*	08219	08161	12040	08111	12024	08344	09330*
84353	DE2 9'0" STEEL	08215*	08221	08165	12042	08113	12123	08344	09330*

\* Included with moldboard

### EZ-Build Black Iron Package

PART NO.	DESCRIPTION
<b>DIAMONDEDESTANDARDOPERATINGSYSTEM</b>	
41680	DE 8.0 & 9.0 STD OP SYS E73 HYD
41770	PKG: DE SOS CNTRL HYD LED
FOR A 24V DIAMOND EDGE PLOW, PURCHASE COMPONENTS AS LISTED	

OR

### Lift Frame PAF/SAF Carton Hydraulic Unit Plow Lights\*

PART NO.	DESCRIPTION	PART NO.	DESCRIPTION	PART NO.	DESCRIPTION	PART NO.	DESCRIPTION
<b>DIAMOND EDGE STANDARD OPERATING SYSTEM</b>							
N/A	BI KIT ONLY	N/A	BI KIT ONLY	N/A	BI KIT ONLY	N/A	BI KIT ONLY
N/A	BI KIT ONLY	N/A	BI KIT ONLY	N/A	BI KIT ONLY	N/A	BI KIT ONLY
16531	CLF PLUS MT	16562	PAF PLUS MOUNT DE2	16005	E7224VHYDCTN	07787 23067	NITE SABER III NITESABERLED

## NOTES

---



---



---



---



---




---



---

SUPER BLADE™ – FITS VEHICLES FROM 10,000 TO 19,000 GVW

# meyer Super Blade




AMERICA'S  
**BEST**  
WARRANTY **5**  
YEARS



### Industry Leading Ground Clearance

The Standard Operating System offers up to 9" of ground clearance for improved stacking and transport height. Vehicles carry the plow high and are less prone to bottoming out.



### Heavy Duty Black Iron

For added strength and reliability the Super Blade features a tubular pivot bar with a heavy duty center support running the entire length of the critical snow impact area of the blade.



### Controller Featuring Hands-Free Plowing™

The Meyer EZ-1 pistol grip controller features diagnostics and a Hands-Free Plowing (HFP) mode. When activated, HFP uses the shift lever to control the up/down movement of the blade. The EZ-1 pistol grip controller also features double-click technology. Simply double-click a button, and the moldboard will automatically move in that direction without having to keep your finger on the button.



### Reinforced Wings

Wings are reinforced with ribs to let you take on the toughest plowing jobs worry free.



# SUPER-V3 – FITS 1/2 TON AND UP VEHICLES

## meyer Super-V3




### Tapered Wings

Our Super-V3 plow features a tapered wing design that can move snow up to 62% better than conventional V-plows.



### Locked and Ready for Action


Why pay for a lock-out system when you don't have to? Backdrag snow more efficiently than ever with our standard locking, double-acting cylinders. Going forward or backward, just set the angle you want and the blade position is locked.



Scoop Mode


V Mode

Straight Mode



### Tower Section and Wing Stop Supports

Engineered to absorb daily impact during plowing operations. Increases cylinder and plow life, while dissipating the effects on drivers.



### Bottom-trip Blades

All Meyer V-Plows feature bottom-trip wings that trip independently in any plow configuration, something the competition can't match.



### Controller Featuring Hands-Free Plowing™

The Meyer EZ-1 pistol grip controller features diagnostics and a Hands-Free Plowing (HFP) mode. When activated, HFP uses the shift lever to control the up/down movement of the blade. The EZ-1 pistol grip controller also features double-click technology. Simply double-click a button, and the moldboard will automatically move in that direction without having to keep your finger on the button.

# SUPER-V3 – FITS 1/2 TON AND UP VEHICLES

## Super-V3 Product Specifications

Model #	Vehicle Size	Mounting Type	Blade Type	Moldboard Length	Moldboard Height	Moldboard Gauge	Vertical Ribs	Plow Trip Springs	Cutting Edge	Angling Rams	Lift Cylinder	Weight† Complete
<b>SUPER-V3 LD</b>												
SV3-7.5 LD	1/2 Ton Only	EZ-Plus	Bottom-Trip	7' 6"	30"-37.5"	14 Steel	4/wing	2/wing	3/8" x 6"	1 1/4" x 12"	1 3/4" x 8"	582 lb.
<b>SUPER-V3</b>												
SV3-8.5	3/4 & 1 Ton	EZ-Plus	Bottom-Trip	8' 6"	30"-38.25"*	12 Steel	4/wing	2/wing	1/2" x 6"	1 1/2" x 12"	1 3/4" x 8"	954 lb.
SV3-8.5 SS	3/4 & 1 Ton	EZ-Plus	Bottom-Trip	8' 6"	30"-38.25"*	12Stainless	4/wing	2/wing	1/2" x 6"	1 1/2" x 12"	1 3/4" x 8"	1084 lbs.
SV3-9.5	3/4 & 1 Ton	EZ-Plus	Bottom-Trip	9' 6"	30"-39.5"*	12 Steel	4/wing	2/wing	1/2" x 6"	1 1/2" x 12"	1 3/4" x 8"	994 lb.
SV3-9.5 SS	3/4 & 1 Ton	EZ-Plus	Bottom-Trip	9' 6"	30"-39.5"*	12Stainless	4/wing	2/wing	1/2" x 6"	1 1/2" x 12"	1 3/4" x 8"	1124 lbs.
SV3-10.5	Over 1 Ton	EZ-Plus	Bottom-Trip	10' 6"	30"-40.5"*	12 Steel	4/wing	2/wing	1/2" x 6"	1 1/2" x 12"	1 3/4" x 8"	1034 lb.
SV3-10.5 SS	Over 1 Ton	EZ-Plus	Bottom-Trip	10' 6"	30"-40.5"*	12Stainless	4/wing	2/wing	1/2" x 6"	1 1/2" x 12"	1 3/4" x 8"	1164 lbs.

† Weight without mount and clevis. \* Height from the center of moldboard to each end

### EZ-Build V-Plow Package

PART NO.	DESCRIPTION
<b>SUPER-V3 LD</b>	
53220	SV3 7'6" STEEL
<b>SUPER-V3</b>	
53650	SV3 8'6" STEEL
53685	SV3 8'6" SS
53750	SV3 9'6" STEEL
53785	SV3 9'6" SS
53800	SV3 10'6" STEEL
53885	SV3 10'6" SS

\* Included with plow

### Super-V3 Moldboard and Accessories

WING CUTTING EDGE KITS	CENTER CUTTING EDGE KIT	RUBBER DEFLECTOR KITS	CURB GUARDS	SHOE KIT (PAIR)
Steel	Steel			
<b>SUPER-V3 LD</b>				
09540*	08496	13274	N/A	09214
<b>SUPER-V3</b>				
09537*	08496	12579	08344	09214
09537*	08496	12579	08344	09214
09538*	08496	12643	08344	09214
09538*	08496	12643	08344	09214
09539*	08496	13045	08344	09214
09539*	08496	13045	08344	09214

## NOTES

---

---

---

---

---

---

---

---

---

---

# CONVERSION CHARTS

EZ-Mount Classic Mounted Plows			
ClassicMoldboard to be Replaced	Upgrade Classic Series to Pro Series (Includes moldboard, pivot bar and A-frame)		
	Description	NewMoldboard Part #	New PAF Carton #
TM 5.0	Drive Pro - DP 5.0	09320	16607
TM 6.0	Drive Pro - DP 6.0	09270	16607
TM 6.5/TML 6.5/ TMP 6.5/TMP 7.0	Drive Pro - DP 6.8 (Steel Only)	09274	16607
ST 7.0/ST 7.5/ STL 7.5/STP 7.5	Lot Pro Light Duty 7.5 (Steel Only)	09275	16548
C 7.5	Lot Pro - LP 7.5	09400	16549
C 8.0	Lot Pro - LP 8.0	09401	16549
C 8.5	Lot Pro - LP 8.5	09402	16549
C 9.0	Lot Pro - LP 9.0	09403	16549
CP 7.5	Lot Pro - LP 7.5 Steel or Lot Pro Poly - LPP 8.0	09400 or 09405	16549
CP 8.0	Lot Pro Poly - LPP 8.0	09405	16549
CP 8.5	Lot Pro - LP 8.5 Steel or Lot Pro Poly - LPP 8.0	09402 or 09405	16546
CP 9.0	Lot Pro Poly - LPP 9.0	09407	16549

EZ-Mount Plus Mounted Plows			
ClassicMoldboard to be Replaced	Upgrade Classic Series to Pro Series (Includes moldboard, pivot bar and A-frame)		
	Description	NewMoldboard Part #	New PAF Carton #
ST 7.0/ST 7.5/ STL 7.5/STP 7.5	Lot Pro Light Duty 7.5 (Steel Only)	09275	16546
C 7.5	Lot Pro - LP 7.5	09400	16547
C 8.0	Lot Pro - LP 8.0	09401	16547
C 8.5	Lot Pro - LP 8.5	09402	16547
C 9.0	Lot Pro - LP 9.0	09403	16547
CP 7.5	Lot Pro - LP 7.5 Steel or Lot Pro Poly - LPP 8.0	09400 or 09405	16547
CP 8.0	Lot Pro Poly - LPP 8.0	09405	16547
CP 8.5	Lot Pro - LP 8.5 Steel or Lot Pro Poly - LPP 8.0	09402 or 09405	16547
CP 9.0	Lot Pro Poly - LPP 9.0	09407	16547
D 7.5	Lot Pro - LP 7.5	84350	16562
D 8.0	Lot Pro - LP 8.0	84351	16562
D 8.5	Lot Pro - LP 8.5	84352	16562
D 9.0	Lot Pro - LP 9.0	84353	16562

## Transfer Xpress Plow System to Plus Mount

Plow System To Be Transferred	Description	Item #
All Xpress Plows	CLF Carton Plus Mount to Xpress	16560

## EZ-Mount Plus or Classic Mounted Plows

## Optional Equipment

Hydraulic Unit To Be Replaced	New Hydraulic Unit Number	Description	Angling Rams if Required 1 1/2" x 10"	Angling Rams if Required 1 1/2" x 12"	Hoses (Full Set)
E47	15995*	E58H Unit Only	07968 (2 required)	05437SP (2 required)	22461 - 2 required
E47H	15995*	E58H Unit Only	07968 (2 required)	05437SP (2 required)	22461 - 2 required
E57	15995*	E58H Unit Only	07968 (2 required)	05437SP (2 required)	22461 - 2 required
E57H	15995*	E58H Unit Only	07968 (2 required)	05437SP (2 required)	22461 - 2 required
E60	15995*	E58H Unit Only	07968 (2 required)	05437SP (2 required)	22461 - 2 required
E60H	15995*	E58H Unit Only	07968 (2 required)	05437SP (2 required)	22461 - 2 required
E61H	15995*	E58H Unit Only	07968 (2 required)	05437SP (2 required)	22461 - 2 required

\* Assumes end-user will use existing harness and controller.

## Controllers

Existing	Change to	Required Parts, Classic Mounting Systems		Required Parts, PLUS Mounting Systems	
		Controller	Harness	Controller	Harness
Toggle Switches	Slick Stick	22092C	15680	N/A	N/A
	Touch Pad	22154	15764	N/A	N/A
	Pistol Grip	22690DC	15764	N/A	N/A
Slick Stick	Touch Pad	22154	15764	22154	22610
	Pistol Grip	22690DC	15764	22690DC	22610
Touch Pad	Pistol Grip	22690DC	Use Existing	22690DC	Use Existing



# CONVERSION CHARTS

EZ-Plus Operating System to Standard Operating System (Straight Blade)	
Conversion Kit Number: 08098*	
CONVERSION KIT INCLUDES	
Item Number	Description
15220	E73 Motor Solenoid Kit
15066	E70 Hose Clamp
23047	Standard Operating System Pistol Grip Controller SOS
23039	Standard Operating System Plow Harness
23059	Standard Operating System HFP Vehicle Harness
23025	Standard Operating System Power Harness
23046	Standard Operating System Motor Cable
23048	Standard Operating System to Deutch Connector
23057	7 Pin Round to 4 Pin Flat T-Connector

\*Can be used in place of obsolete light modules

EZ-Plus Operating System to Standard Operating System (V Blade)	
Conversion Kit Number: 08487*	
CONVERSION KIT INCLUDES	
Item Number	Description
15220	E73 Motor Solenoid Kit
15066	E70 Hose Clamp
23074	Standard Operating System Pistol Grip Controller SOS
23039	Standard Operating System Plow Harness
23059	Standard Operating System HFP Vehicle Harness
23025	Standard Operating System Power Harness
23046	Standard Operating System Motor Cable
23048	Standard Operating System to Deutch Connector
23057	7 Pin Round to 4 Pin Flat T-Connector

\*Can be used in place of obsolete light modules

SOS Touch Pad to SOS Pistol Grip			
Touchpad Component		Replace with this Pistol Grip Component	
Touch Pad Controller	23022	Pistol Grip Controller	23047
Truck Side Harness	23033	Truck Side Harness	23059
Plow Side Harness	23023	Plow Side Harness	23039

## NOTES

---



---



---



---



---



---

## PLOW ACCESSORIES

### CUTTING EDGES AND CURB GUARDS

**Full-trip Steel Cutting Edges (standard equipment)** — Scientifically designed to meet the demands of a tough environment. Our unique, heat-treated edges meet exacting specifications derived from years of testing to provide long-lasting performance. Pre-drilled, ready for installation. Sold as complete kits or separately as required. Complete kits come with all hardware in order to install.\*

**Bottom-trip Steel Cutting Edges (standard equipment)** — Scientifically designed to meet the demands of a tough environment. Our unique, heat-treated edges meet exacting specifications derived from years of testing to provide long-lasting performance. Reversible to extend life; once a side is worn, reverse the cutting edge for extended use. Pre-drilled ready for installation. Cutting edges are sold as complete kits or separately as required. Complete kits come with all hardware in order to install.\*

**Full-trip Carbide Cutting Edges** — Heavy-duty, carbide-tipped cutting edges significantly extend cutting edge life and deliver superior scraping performance. Pre-drilled ready for installation. Sold as complete kits or separately as required. Complete kits come with all hardware in order to install.\*

**Bottom-trip Rubber Cutting Edge Kit** — Rubber cutting edges are designed to eliminate noise while providing maximum protection to decorative surfaces. Our 1.5" thick edge is formulated for long life. Reversible to extend cutting edge life, once a side is worn, reverse the cutting edge for extended use. Pre-drilled ready for installation. Cutting edges are sold as complete kits or separately as required. Complete kits come with all hardware in order to install.\*

**Bottom-trip Polyurethane Cutting Edge Kit** — Provides the rigidity of steel edges and the noise reduction of rubber edges; all while protecting decorative surfaces. Our one-inch thick edge is formulated for long life. Reversible to extend the life, once a side is worn, reverse the cutting edge for extended use. Pre-drilled ready for installation. Cutting edges are sold as complete kits or separately as required. Complete kits come with all hardware in order to install.\*

**Full-trip Rubber Cutting Edge Kit** — Eliminates noise while providing maximum protection to sensitive surfaces. Our 1.5" thick edge is formulated for long life. Reversible to extend cutting edge life, once a side is worn, reverse it for extended use. Pre-drilled ready for installation. Cutting edges are sold as complete kits or separately as required. Complete kits come with all hardware in order to install.\*

**Full-trip Polyurethane Cutting Edge Kit** — Provides the rigidity of steel edges and the noise reduction of rubber edges, while protecting sensitive surfaces. Our one-inch thick edge is formulated for long life. Pre-drilled ready for installation. Cutting edges are sold as complete kits or separately as required. Complete kits come with all hardware in order to install.




**Super-V/V2 and Super-V3 Center Cutting Edge Kit** — Heavy-duty steel cutting edge kits replace standard rubber center kits for Super-V/V2 plows 8'6" - 10'6" and are standard equipment on Super-V3 plows. Complete kits come with all hardware in order to install.\*  
Part #08432 Steel Kit for SV/SV2 8'6"-10'6"  
Part #08496 Steel Kit for SV3 7'6"-10'6"

**Curb Guards** — Made with 3/8" steel, easy to install with pre-drilled hole pattern, curved and contoured for a perfect fit. Comes as a set of two (2) and are interchangeable/reversible side to side. Ships with mounting hardware and installation instructions for an easy install.  
Part #08344 LP/SV 8.5 and up/DAG/RP



### DEFLECTORS

**Meyer Heavy-duty Molded Deflectors** — Made of rigid polyethylene, deflectors reduce blow-back on the windshield, and accentuate the snow rolling action of the plow. The 45 degree angle end-cut helps throw snow more precisely for a quicker, cleaner scrape. Complete deflector kits come ready to install with hardware bag and steel mounting belt.\*



**Meyer Rubber Snow Deflectors** — Made of pliable heavy duty rubber, the deflector keeps snow flume down and away from the windshield and accentuates the snow rolling action of the plow. Complete deflector kits come ready to install with hardware bag and steel mounting belt.\*



**Meyer Poly Snow Deflectors** — Made of pliable poly, the deflector keeps snow flume down and away from the windshield and accentuates the snow rolling action of the plow. Complete deflector kits come ready to install with hardware bag and steel mounting belt.\*



\* Note: See plow specification page or website for exact part numbers. Components also sold separately as required.

## PLOW ACCESSORIES (CONT.)

### PLOW CONTROLLERS

**Hands Free Plowing (HFP) Mode** — All Meyer pistol grip controllers feature the HFP mode. When activated, shifting into and out of reverse controls the up/down movement of the moldboard.

**Straight Blade Standard Operating System Pistol Grip Controller** — Pistol grip controller, featuring one button functionality, hands free plowing and self-diagnostics, ensure worry free operation. Ergonomic design is comfortable and easy to use.  
Part# 23047

**Super-V3 Standard Operating System Pistol Grip Controller** — Pistol grip controller, featuring one button functionality, hands free plowing and self-diagnostics, ensure worry free operation. Ergonomic design is comfortable and easy to use.  
Part# 23037

**Super Blade Standard Operating System Pistol Grip Controller** — Pistol grip controller, featuring one button functionality, hands free plowing and self-diagnostics, ensure worry free operation. Ergonomic design is comfortable and easy to use.  
Part# 23072

**Super-V2 Standard Operating System Conversion Pistol Grip Controller** — Pistol grip controller, featuring one button functionality, hands free plowing and self-diagnostics, ensure worry free operation. Ergonomic design is comfortable and easy to use.  
Part# 23074

**Standard Operating System Touch Pad Controller** — Perform all plow movements for Standard Operating System straight blade plows with the touchpad controller. Unit features plow on/off and headlight low/high beam controls.  
Part #23022



**V-70 EZ-PLUS PISTOL GRIP DLX CONTROLLER WITH HFP** — Operates the V-68 and V-70 Super-V hydraulic units and Meyer Pro Series straight blade plows. HFP allows you to automatically raise or lower the plow. The Meyer Pistol Grip controller employs one button functionality for Scoop, V and straight blade modes. In addition, the DLX controller features illuminated buttons and self diagnostics.  
Part #22695DC Pistol Grip



**V-71 EZ-PLUS PISTOL GRIP DLX CONTROLLER WITH HFP** — Operates the V-71 Super-V hydraulic unit and Meyer Pro Series straight blade plows. HFP allows you to automatically raise or lower the plow. The Meyer Pistol Grip controller employs one button functionality for Scoop, V and straight blade modes. In addition, the DLX controller features illuminated buttons and self diagnostics.  
Part #22869X Pistol Grip



**EZ-Plus Pistol Grip Controller** — The Meyer EZ-1 pistol grip controller features diagnostics and a Hands-Free Plowing (HFP) mode. The EZ-1 pistol grip controller also features double-click technology. Simply double-click a button, and the moldboard will automatically move in that direction without having to keep your finger on the button.  
Part #22690DC



**Pistol Grip Cradle Mount** — Custom designed for any Meyer Pistol Grip Controller. Holds the controller in place, docking the unit in a safe and useful position. It will mount to the dashboard or Floor Mount (sold separately). Installation is quick and easy. Unit comes with mounting tape and hardware for an easy, do-it-yourself install.  
Part #22798 - Pistol Grip mount



**Floor Mount** — Articulating Floor Mount provides maximum flexibility to mount the controller close to the operator. The 10" or 20" flex-articulating arms move wherever the operator desires. Works with the Joystick and Touchpad mounts as well as the 45 degree cradle adapter. Both arms include mounting hardware for an easy, do-it-yourself install.  
Part #22801 10"  
Part #22844 20"



**45-Degree Cradle Adapter** — Provides added flexibility and functionality to your mounting placement. Positions controller in a more convenient location depending on the mount location you desire. This angle adapter works with both the Pistol Grip and Joystick Cradle Mounts. The unit mounts to the dashboard with heavy-duty tape or screws. Installation is quick and easy. Unit comes with mounting hardware and tape for an easy, do-it-yourself install.  
Part #22815



## PLOW ACCESSORIES (CONT.)


### WINGS

#### Multi-Position Wings—Meyer EZ-Wing™ —

Greatly improve the performance and efficiency of your Lot Pro moldboard. Each wing can be positioned independently to create a box, scoop or straight blade configuration (up to nine positions) with the pull of a pin. Adds nearly 2.5 feet of overall length to Lot Pro moldboards. Fits all Lot Pro moldboards 7'6" through 9'0". Installs with no moldboard modification. Comes as a set of two (2), one each, left and right. Hardware and mounting instructions included. Part #08380 Multi-Wing For Lot Pro Steel and Poly




**Fixed-Position 45 Degree Wings —** Extends the moldboard 10" on each side. Fits all Lot Pro moldboards 7'6" through 9'0". Installs with no moldboard modification. Comes as a set of two (2), one each, left and right. Hardware and mounting instructions included. Part #08375 Fixed-Wing For Lot Pro Steel and Poly



**Fixed-Position 45 Degree Wings —** Extends the moldboard 10" on each side. Fits all C-Series and ST Steel moldboards 7'6" through 9'0". Comes as a set of two (2), one each, left and right. Hardware and mounting instructions included. Part #08888 C, ST

**Box Wings —** Converts all steel and poly Lot Pro and AG moldboards into a push plow. Features reinforced design with heavy-duty rubber cutting edge. Installs with no moldboard modification. Fits all Lot Pro moldboards 7'6" through 9'0". Comes as a set of two (2), one each, left and right. Hardware and mounting instructions included. Part #08370 LP, LPP



### LIGHTS

**Nite Saber® III and Nite Saber® LED Lights —** Use a state-of-the-art design to maximize visibility and safety and are fully adjustable and iso-mounted to resist vibration. They include weathertight three seal plugs, wrap-around turn signals and an internal bracket for durability.

**Other Features Include —** Superior forward and a wider curbside beam pattern for safer, easier and more productive plowing; Complex reflector headlight system — allows more light energy from the headlight bulb to light the road; Large Rear Access Door — makes bulb replacement easy (the Amber Turn Signal bulb is the only replaceable bulb in Nite Saber LED lights); High Output Harness System — ensures that maximum electrical energy is transmitted to the headlight system; Single bolt mounting — allows for faster installation. Nite Saber LED Lights also include an integrated heat grid that activates automatically at temperatures below 41°F to prevent snow and ice buildup on lenses. Lights ship as a left and right in a set including all hardware and instructions for quick installation.



Replacement Lights				
Light Style	Light Kit	Kit w/o Modules	Driver Side	Passenger Side
Nite Saber LED	N/A	23067	23065	23066
Nite Saber III with Modules	07787	07810	07789	07788

Replacement Bulbs (available at popular auto parts stores)			
Light Style	High Beam	Low Beam	Amber Turn Signal
Nite Saber LED	N/A	N/A	1157NA
Nite Saber II/III	H1 (55W Halogen)	H1 (55W Halogen)	1157NA
Nite Saber III with Modules	H9003	H9003	3157NA




### ACCESSORIES

**Central Hydraulic Kit —** Allows you to plumb the plow directly to the vehicle's hydraulic system. Kit comes complete with two (2) municipal duty angling rams, one (1) lift cylinder and a complete hardware kit and installation instructions. (Hoses provided by installer.)

Part #08878 Lot Pro 7.5-9; Diamond Edge and C Series  
Part #08877 HM Series/Road Pro 32 (Fixed A-Frame)  
Part #15853 Road Pro 36  
Part #08895 Super V Series (8'6"-10'6" only)

**Road Pro Out-front Hydraulic E-70 —** The 12V or 24V systems are the perfect solution for customers that want to add a plow to vehicles that do not have central hydraulics. Includes all components to install the unit on the lift frame and features a large translucent hydraulic reservoir for easy filling. Includes Pistol Grip controller, electrical harnessing, two (2) municipal duty angling rams, one (1) lift cylinder and a complete hardware kit and installation instructions. Part #15825 12V  
Part #16000 24V



**Meyer SOS Hydraulic Cover —** Front cover is made of sub-zero composite material, Back cover is powder coated steel.



Model	Front Cover Part #	Back Cover Part #
E73 (Generations 1 and 2 SOS, No LED Lights)	14289	14288
E73 (Current SOS), SB73, V73	14596	14288

**Meyer EZ-Plus System Hydraulic Cover —** The cover, made of sub-zero composite material, fits snugly over the hydraulic unit for maximum protection.

Model	Cover Part #	Strap Part #
E-58	15630	15631
V-70/V71	15633	15634
E-72	15645	15634

## PLOW ACCESSORIES (CONT.)

**Full Remote Operation Kit E-58H** — The 12V system provides the operator total remote control of the snowplow using an independent hydraulic system. It consists of all the hardware and components the installer needs including the hydraulic unit, electrical harness and controller. Part #15988



**Plow Markers** — Allow the operator to see the edge of his plow from the cab providing maximum visibility for increased performance and safety. Made from solid tubing, markers are flexible yet durable to withstand the winter environment. Markers are ready to install, no drilling is necessary. Markers are shipped two (2) per set and include all mounting hardware and instructions for easy do-it-yourself installation. Part #09917 Fits: DP, LP, DE, AG, DAG, RP, SB, SV series Part #09916 Fits: TM, ST, STL, C, HM series




**Driveway Markers** — Markers are 4' long, made of sturdy 1/4" fiberglass to withstand winter elements. They are flexible, capable of bending virtually in half, then returning to their original shape. Built in highly reflective fluorescent orange, along with a specialized reflective tape, these markers are highly visible during a storm or after dark. Markers are shipped in a bundle of 100. Part #03240 Part #03243 Driveway Marker Display Stand



**Plow Shoes Lot Pro, Super Blade and Super V**— Allows the user to set the scraping height of the cutting edge. The Lot Pro and Super V shoe is a heavy-duty steel cast for maximum longevity and durability. The mushroom shoe rotates 360 degrees to eliminate hang-ups and to prevent catching loose objects. In addition, the mushroom design is convenient for back-dragging applications. Fits all Lot Pro moldboards. Lot Pro and Super V shoes include all mounting hardware for easy installation. Part #09362 (1 ea.) Lot Pro, Super Blade Part #09214 (pair) Super V



**Plow Shoes Drive Pro and WingMan** — Allows the user to set the scraping height of the cutting edge. The Drive Pro shoe is heavy duty steel-formed for maximum longevity and durability. The mushroom shoe rotates 360 degrees to eliminate hang-ups and to prevent catching loose objects. Design is convenient for back-dragging applications. Fits all Drive Pro moldboards. Shoes include all mounting hardware for easy installation. Part #09127 (1 ea.) – Fits: DP/TM/STL Part #08092 (pair) – Fits: DPSOS/WingMan



**Plow Shoes Road Pro** — Allows the user to set the scraping height of the cutting edge. The Road Pro shoe is heavy-duty cast iron formed for maximum longevity and durability. The mushroom design is convenient for back-dragging applications. The cutting height is adjustable with a single crank on each shoe. The mushroom base has a replaceable wear disc (19056). Fits all Road Pro, DAGX and AG-X moldboards. Shoes include all mounting hardware for easy installation. Part #09295 (pair) Kit Part #19056 Replaceable Wear Disc



**Plow Shoes Meyer Diamond Edge/DE2** — Allows the user to set the scraping height of the cutting edge. The shoe is a heavy-duty steel cast for maximum longevity and durability. Specially designed shape works in tandem with the trip edge to ensure maximum performance. Fits all Meyer Diamond Edge moldboards. Part #09330 (1 ea.) DE2 Part #84040 (1 ea.) DE Shoe Only Part #20361(1) and 811000224(10) Hardware

**Snow Shoes ST, C, and HM** — Allows the user to set the scraping height of the cutting edge. The shoe is a heavy-duty steel cast for maximum longevity and durability. Shoes come as one (1) each and include all mounting hardware for easy installation. Part #09126 (1 ea.) Fits: ST (P) and C Part #09592 (pair) Fits: HM

### Plow Carts

Moving and/or maneuvering a fully assembled plow can be a difficult task! However, with the Meyer EZ-Cart moving a plow is EASY. Plow carts are highly mobile custom cradles that allow anyone to move an unattached plow quickly and easily. Now, move your plow around as easily as your gas grill with the Meyer Plow cart. Choose the correct cart for your specific plow. Plow carts come as one (1) unit and come with all hardware and instructions for an easily installation.

Item	Description
QMB-DP	Fits Drive Pro 6' 0" or 6' 8"
QMB-JB	Fits Plus or MDII (ST, C, LP, DE or SV)
QMS-ST	Fits Custom or Classic (ST, C, LP, D, HU, Western, Fisher)
QMB-UB	Plow cart fits Sno-Way 2 Pt. Hitch
QMB-UV	Plow cart fits Fisher Mm2-V
QMU-FV	Plow cart fits Boss and Hiniker V-Plow
QMU-UN	Plow cart fits Suburbanite Unimount, Western and Fisher
QMW-UM	Plow cart fits Western Ultra Mount



## PLOW ACCESSORIES (CONT.)

### OILS – PAINTS - GREASE

Meyer Sno-Flo™ Industrial Paint — Our specially formulated paint is designed to improve snow-rolling action and withstand the harsh operational environment. Part #08677 Spray Case Yellow (12cans/case)



Meyer M1 Hydraulic Fluid — Keep your hydraulic unit operating at factory specs by using OEM M1 Hydraulic Fluid. Meyer M1 Hydraulic fluid is scientifically formulated to withstand extreme temperatures. Meyer's exclusive additives maximize performance and increase the longevity of the complete operating system. M1 Hydraulic Fluid is guaranteed to perform at temperatures of -40°F. Meyer recommends that you drain the M1 Hydraulic fluid in the spring, fill and store the unit with Hydra-Flush over the summer then refill with new M1 Hydraulic fluid in the fall. Note: using other hydraulic fluids or additives voids your warranty and may permanently damage your unit. Part #15487 case of 12  
Part #15614 55 gallon drum



Meyer Dielectric Grease — Protect your electrical system from the harsh winter elements with Meyer's dielectric grease. Specially formulated to coat and protect electrical connections from deteriorating elements such as salt and road grime. Meyer recommends coating all electrical connections prior to winter and each time you reconnect to ensure optimal performance. Grease comes one (1) each, 2.7 oz tube. Part #15632



Meyer Coolube — Multipurpose, non-soap based grease provides better lubrication in harsh conditions, higher speeds and lower temperatures. Holds up over a wider temperature range (-40°F to 440°F). Works wet or dry. Sold in cases of 12 aerosol cans. Part #15186



Meyer M2 Hydraulic Flush — Keeping your hydraulic unit internally clean is as important as keeping your truck engine clean. Meyer's M2 Hydraulic Flush is designed to scrub the internal components and flush away any impurities that may have developed in the system. Our exclusively designed M2 Flush performs without harming seals, connectors or hydraulic ports. Meyer recommends that you drain the M1 Hydraulic fluid in the spring, fill and store the unit with Hydra-Flush over the summer then refill with new M1 Hydraulic fluid in the fall. Part #15902 case of 12



## NOTES

---

---

---

---

---

---

---

---

---

---



# QUICK ACCESSORY REFERENCE GUIDE – PRO SERIES PLOWS

## WingMan, Drive Pro, Lot Pro, Road Pro, Super-V, Diamond Edge 2 and Diamond Edge

DESCRIPTION	DP 5'0"	DP 6'0"	WingMan 6'8" / DP 6'8"	WingMan 7'6" / DP 7'6" SP / DP 7'6"	LP/LD / LPPLD 7'6"	LP/LPP / LPSOS 7'6"	LP/LPP / LPS / LPSOS 8'0"	LP/LPP / LPSOS 8'6"	LP/LPP / LPS / LPSOS / LPHD 9'0"	LPHD / LPPHD 10'0"	RP32 8'0"	RP32 9'0"	RP32 10'0"
<b>CUTTING EDGES</b>													
STEEL COMPLETE KIT	08172	08175	08176	08178	08178	08296	08180	08182	08185	08216	08180	08185	08216
STEEL EDGE ONLY	09319	09271	09276	09796	09796	09797	09133	09134	07259	07235	09133	07259	07235
HARDWARE ONLY	08222	08222	08222	08222	08222	08222	08222	08222	08223	08223	08222	08223	08223
<b>POLY COMPLETE KIT</b>													
POLY COMPLETE KIT	08320	08116	08277	08119	08119	08119	08160	08162	08164	08167	08160	08164	08167
POLY EDGE ONLY	09424	09281	12708	09224	09224	09224	09222	09221	09206	09284	09222	09206	09284
STRAP ONLY	13432	13055	12707	13058	13058	13058	13060	13062	13064	13066	13060	13064	13066
HARDWARE ONLY	08224	08224	08224	08224	08224	08224	08224	08224	08225	08225	08224	08225	08225
<b>RUBBER COMPLETE KIT</b>													
RUBBER COMPLETE KIT	08319	08237	08236	08189	08189	08189	08190	08191	08192	08193	08190	08192	08193
RUBBER EDGE ONLY	09423	13077	13076	12436	12436	12436	12437	12438	12439	12440	12437	12439	12440
HARDWARE ONLY	08224	08224	08224	08224	08224	08224	08224	08224	08225	08225	08224	08225	08225
BAR STRAP (V PLOWS ONLY)	N/A	N/A	N/A	N/A	N/A	N/A	N/A	N/A	N/A	N/A	N/A	N/A	N/A
<b>CARBIDE CUTTING EDGE KIT</b>													
CARBIDE CUTTING EDGE KIT	N/A	N/A	N/A	N/A	N/A	N/A	N/A	N/A	N/A	08780	N/A	N/A	08780
HARDWARE ONLY	N/A	N/A	N/A	N/A	N/A	N/A	N/A	N/A	N/A	07198	N/A	N/A	07198
<b>DEFLECTORS</b>													
MOLDED KIT COMPLETE	N/A	12036	13071	12039	12039	12039	12040	12041	12042	12043	N/A	N/A	N/A
MOLDED DEFLECTOR	N/A	12044	13072	12047	12047	12047	12048	12049	12050	12051	N/A	N/A	N/A
STRAP ONLY	N/A	12028	12707	12487	12487	12487	12497	12498	12031	12032	N/A	N/A	N/A
HARDWARE ONLY	N/A	08612	08612	08614	08614	08614	08614	08614	08614	08614	N/A	N/A	N/A
<b>RUBBER KIT COMPLETE</b>													
RUBBER KIT COMPLETE	08238	08103	N/A	08109	08109	08109	08111	08112	08113	08114	N/A	N/A	N/A
RUBBER DEFLECTOR	13087	13046	N/A	13050	13050	13050	13051	13052	13053	13054	N/A	N/A	N/A
STRAP ONLY	13088	12028	N/A	12487	12487	12487	12497	12498	12031	12032	N/A	N/A	N/A
HARDWARE ONLY	08612	08612	N/A	08614	08614	08614	08614	08614	08614	08614	N/A	N/A	N/A
<b>POLY KIT COMPLETE</b>													
POLY KIT COMPLETE	N/A	N/A	12706	12078	12078	12078	12024	12025	12123	12124	14159	14160	14161
POLY DEFLECTOR	N/A	N/A	12705	12073	12073	12073	12009	12014	12118	12119	14153	14154	14155
STRAP ONLY	N/A	N/A	12707	12487	12487	12487	12497	12498	12031	12032	14156	14157	14158
HARDWARE ONLY	N/A	N/A	08657	08614	08614	08614	08614	08614	08614	08614	08614	08614	08614
<b>SHOES</b>													
SHOE EACH, UNLESS NOTED	09127	09127	09127	09127	09127	09362	09362	09362	09362	09362	09362	09362	09362
<b>WINGS</b>													
FIXED 45 DEGREE	N/A	N/A	N/A	N/A	N/A	08375	08375	08375	08375	08375	N/A	N/A	N/A
FIXED BOX	N/A	N/A	N/A	N/A	N/A	08370	08370	08370	08370	08370	N/A	N/A	N/A
MULTI POSITION	N/A	N/A	N/A	N/A	N/A	08380	08380	08380	08380	08380	N/A	N/A	N/A
<b>CURB GUARDS</b>													
PAIR/KIT	N/A	N/A	N/A	N/A	N/A	08344	08344	08344	08344	08344	08344	08344	08344
<b>CONTROLLERS AND HOLDERS</b>													
TOUCH PAD	22154	22154	22154	22154	22154	22154	22154	22154	22154	22154	22154	22154	22154
STD OP SYSTEM TOUCH PAD	N/A	N/A	23022	N/A	N/A	23022	23022	23022	23022	N/A	N/A	N/A	N/A
STD OP SYSTEM PISTOL GRIP WITH HFP	23047	23047	23047	23047	23047	23047	23047	23047	23047	23047	23047	23047	23047
PISTOL GRIP WITH HFP	22690DC	22690DC	22690DC	22690DC	22690DC	22690DC	22690DC	22690DC	22690DC	22690DC	22690DC	22690DC	22690DC
PISTOL GRIP DELUXE WITH HFP	22695DC	22695DC	22695DC	22695DC	22695DC	22695DC	22695DC	22695DC	22695DC	22695DC	22695DC	22695DC	22695DC
PISTOL GRIP CRADLE MOUNT	22798	22798	22798	22798	22798	22798	22798	22798	22798	22798	22798	22798	22798
JOYSTICK CRADLE MOUNT	22799	22799	22799	22799	22799	22799	22799	22799	22799	22799	22799	22799	22799
45° CRADLE ADAPTER	22815	22815	22815	22815	22815	22815	22815	22815	22815	22815	22815	22815	22815
10" FLOOR MOUNT	22801	22801	22801	22801	22801	22801	22801	22801	22801	22801	22801	22801	22801
20" FLOOR MOUNT	22844	22844	22844	22844	22844	22844	22844	22844	22844	22844	22844	22844	22844
<b>PLOW MARKERS</b>													
2 PER PACK	09917	09917	09917	09917	09917	09917	09917	09917	09917	09917	09917	09917	09917
<b>CART</b>													
DRIVE PRO	QMB-DP	QMB-DP	QMB-DP	N/A	N/A	N/A	N/A	N/A	N/A	N/A	N/A	N/A	N/A
EZ MOUNT PLUS & MDII	N/A	N/A	N/A	QMB-JB	QMB-JB	QMB-JB	QMB-JB	QMB-JB	QMB-JB	QMB-JB	QMB-JB	QMB-JB	QMB-JB
EZ MOUNT PLUS & MDII LIFT FRAME	N/A	N/A	N/A	QME-JB	QME-JB	QME-JB	QME-JB	QME-JB	QME-JB	QME-JB	QME-JB	QME-JB	QME-JB
EZ MOUNT CLASSIC	N/A	N/A	N/A	QMB-ST	QMB-ST	QMB-ST	QMB-ST	QMB-ST	QMB-ST	QMB-ST	QMB-ST	QMB-ST	QMB-ST
EZ MOUNT CLASSIC LIFT FRAME	N/A	N/A	N/A	QME-ST	QME-ST	QME-ST	QME-ST	QME-ST	QME-ST	QME-ST	QME-ST	QME-ST	QME-ST
V PLOW - VECTOR & SUPER V SERIES	N/A	N/A	N/A	N/A	N/A	N/A	N/A	N/A	N/A	N/A	N/A	N/A	N/A
<b>PAINT</b>													
BRUSH YELLOW (4-1QT. CANS/CASE)	08755	08755	08755	08755	08755	08755	08755	08755	08755	08755	08755	08755	08755
SPRAY CASE YELLOW (12 CANS/CASE)	08677	08677	08677	08677	08677	08677	08677	08677	08677	08677	08677	08677	08677

# QUICK ACCESSORY REFERENCE GUIDE – PRO SERIES PLOWS

## WingMan, Drive Pro, Lot Pro, Road Pro, Super-V, Diamond Edge 2 and Diamond Edge

DESCRIPTION	RP36 9'0"	RP36/ RPP36 10'0"	RP36 11'0"	RPDE 10'0"	DE/ DE2 7'6"	DE/ DE2 8'0"	DE/ DE2 8'6"	DE/ DE2 9'0"	SV-LD 7'6"	Super-V 8'6"	Super-V 9'6"	Super-V 10'6"	Super Blade
<b>CUTTING EDGES</b>													
STEEL COMPLETE KIT	08185	08216	08217	08195	08179	08181	08183	08215	09112	09487	09488	09489	08296
STEEL EDGE ONLY	07259	07235	07257	84152	84127	84128	84129	84130	09331	09485	09485	09486	09797
HARDWARE ONLY	08223	08223	08223	08223	08223	08223	08223	08223	08222	08427	08427	08427	08222
BOTTOM BELT	N/A	N/A	N/A	N/A	N/A	N/A	N/A	N/A	N/A	09490	09490	09490	N/A
POLY COMPLETE KIT	08164	08167	08168	08169	08159	08161	08163	08165	09333	08170	08171	09304	N/A
POLY EDGE ONLY	09206	09284	09305	09306	09202	09203	09204	09301	09334	09201	09283	09307	N/A
STRAP ONLY	13064	13066	13067	13068	13059	13061	13063	13065	13279	13069	13070	13278	N/A
HARDWARE ONLY	08225	08225	08225	08225	08225	08225	08225	08225	08224	08224	08224	08224	N/A
RUBBER COMPLETE KIT	08192	08193	N/A	08193	08218	08219	08220	08221	08247	08239	08240	08241	N/A
RUBBER EDGE ONLY	12439	12440	N/A	12440	09308	09309	09310	09311	09326	09318	09321	09322	N/A
HARDWARE ONLY	08225	08225	N/A	08225	08225	08225	08225	08225	08224	08224	08224	08224	N/A
BAR STRAP (V PLOWS ONLY)	N/A	N/A	N/A	N/A	N/A	N/A	N/A	N/A	13148	13086	13090	13091	N/A
CARBIDE CUTTING EDGE KIT	N/A	08780	08781	80408	N/A	N/A	N/A	N/A	N/A	N/A	N/A	N/A	N/A
CARBIDE CUTTING EDGE ONLY	N/A	07198	07199	84154	N/A	N/A	N/A	N/A	N/A	N/A	N/A	N/A	N/A
HARDWARE ONLY	N/A	08225	08225	08225	N/A	N/A	N/A	N/A	N/A	N/A	N/A	N/A	N/A
CENTER CUTTING EDGE KIT	N/A	N/A	N/A	N/A	N/A	N/A	N/A	N/A	N/A	08432	08433	08432	N/A
WING CUTTING EDGE KIT	N/A	N/A	N/A	N/A	N/A	N/A	N/A	N/A	N/A	N/A	N/A	N/A	14688
<b>DEFLECTORS</b>													
MOLDED KIT COMPLETE	12042	12043	N/A	12043	12039	12040	12041	12042	N/A	N/A	N/A	N/A	08999
MOLDED DEFLECTOR	12050	12051	N/A	12051	12047	12048	12049	12050	N/A	N/A	N/A	N/A	12047
STRAP ONLY	12031	12032	N/A	12032	12487	12497	12498	12031	N/A	N/A	N/A	N/A	12487
HARDWARE ONLY	08614	08614	N/A	08614	08614	08614	08614	08614	N/A	N/A	N/A	N/A	08614
DRIVER SIDE WING ONLY	N/A	N/A	N/A	N/A	N/A	N/A	N/A	N/A	N/A	N/A	N/A	N/A	14687
PASSENGER SIDE WING ONLY	N/A	N/A	N/A	N/A	N/A	N/A	N/A	N/A	N/A	N/A	N/A	N/A	14631
RUBBER KIT COMPLETE	08113	08114	N/A	08114	08109	08111	08112	08113	13274	12579	12643	13045	N/A
RUBBER DEFLECTOR	13053	13054	N/A	13054	13050	13051	13052	13053	13275&13276	12535&12644	12641&12646	13856&13857	N/A
STRAP ONLY	12031	12032	N/A	12032	12487	12497	12498	12031	13277	12569	12642	13858	N/A
HARDWARE ONLY	08614	08614	N/A	08614	08614	08614	08614	08614	08614	08614	08614	08614	N/A
POLY KIT COMPLETE	N/A	N/A	N/A	N/A	N/A	N/A	N/A	N/A	N/A	N/A	N/A	N/A	N/A
POLY DEFLECTOR	N/A	N/A	N/A	N/A	N/A	N/A	N/A	N/A	N/A	N/A	N/A	N/A	N/A
STRAP ONLY	N/A	N/A	N/A	N/A	N/A	N/A	N/A	N/A	N/A	N/A	N/A	N/A	N/A
HARDWARE ONLY	N/A	N/A	N/A	N/A	N/A	N/A	N/A	N/A	N/A	N/A	N/A	N/A	N/A
<b>SHOES</b>													
SHOE EACH, UNLESS NOTED	09295	09295	09295	09295	09330	09330	09330	09330	09214(pair)	09214(pair)	09214(pair)	09214(pair)	09362
<b>WINGS</b>													
FIXED 45 DEGREE	N/A	N/A	N/A	N/A	08375	08375	08375	08375	N/A	N/A	N/A	N/A	N/A
FIXED BOX	N/A	N/A	N/A	N/A	08370	08370	08370	08370	N/A	N/A	N/A	N/A	N/A
MULTI POSITION	N/A	N/A	N/A	N/A	08380	08380	08380	08380	N/A	N/A	N/A	N/A	N/A
<b>CURB GUARDS</b>													
PAIR/KIT	08344	08344	08344	N/A	08344	08344	08344	08344	08344	08344	08344	08344	14688*
<b>CONTROLLERS AND HOLDERS</b>													
TOUCH PAD	22154	22154	22154	22154	22154	22154	22154	22154	22154	22154	22154	22154	N/A
STD OP SYSTEM TOUCH PAD	N/A	N/A	N/A	N/A	23022	23022	23022	23022	N/A	N/A	N/A	N/A	N/A
STD OP SYSTEM PISTOL GRIP WITH HFP	23047	23047	23047	23047	23047	23047	23047	23047	23047	23047	23047	23047	23072
PISTOL GRIP WITH HFP	22690DC	22690DC	22690DC	22690DC	22690DC	22690DC	22690DC	22690DC	N/A	N/A	N/A	N/A	N/A
PISTOL GRIP DELUXE WITH HFP	22695DC	22695DC	22695DC	22695DC	22695DC	22695DC	22695DC	22695DC	22869X	22695DC	22695DC	22695DC	N/A
PISTOL GRIP CRADLE MOUNT	22798	22798	22798	22798	22798	22798	22798	22798	22798	22798	22798	22798	22798
JOYSTICK CRADLE MOUNT	22799	22799	22799	22799	22799	22799	22799	22799	22799	22799	22799	22799	22799
45° CRADLE ADAPTER	22815	22815	22815	22815	22815	22815	22815	22815	22815	22815	22815	22815	22815
10" FLOOR MOUNT	22801	22801	22801	22801	22801	22801	22801	22801	22801	22801	22801	22801	22801
20" FLOOR MOUNT	22844	22844	22844	22844	22844	22844	22844	22844	22844	22844	22844	22844	22844
<b>PLOW MARKERS</b>													
2 PER PACK	09917	09917	09917	09917	09917	09917	09917	09917	09917	09917	09917	09917	09917
<b>CART</b>													
DRIVE PRO	N/A	N/A	N/A	N/A	N/A	N/A	N/A	N/A	N/A	N/A	N/A	N/A	N/A
EZ MOUNT PLUS & MDII	QMB-JB	QMB-JB	QMB-JB	N/A	N/A	N/A	N/A	N/A	QMB-JB	QMB-JB	QMB-JB	QMB-JB	N/A
EZ MOUNT PLUS & MDII LIFT FRAME	QME-JB	QME-JB	QME-JB	N/A	N/A	N/A	N/A	N/A	QME-SB	QME-SB	QME-SB	QME-SB	N/A
EZ MOUNT CLASSIC	QMB-ST	QMB-ST	QMB-ST	QMB-ST	QMB-ST	QMB-ST	QMB-ST	QMB-ST	N/A	N/A	N/A	N/A	N/A
EZ MOUNT CLASSIC LIFT FRAME	QME-ST	QME-ST	QME-ST	QME-ST	QME-ST	QME-ST	QME-ST	QME-ST	N/A	N/A	N/A	N/A	N/A
V PLOW - VECTOR & SUPER V SERIES	N/A	N/A	N/A	N/A	N/A	N/A	N/A	N/A	QMU-FV	QMU-FV	QMU-FV	QMU-FV	N/A
<b>PAINT</b>													
BRUSH YELLOW (4-1QT. CANS/CASE)	08755	08755	08755	08755	08755	08755	08755	08755	08755	08755	08755	08755	08755
SPRAY CASE YELLOW (12 CANS/CASE)	08677	08677	08677	08677	08677	08677	08677	08677	08677	08677	08677	08677	08677

\*Integrated in 14688 cutting edge kit

# QUICK ACCESSORY REFERENCE GUIDE – PRO SERIES PLOWS

## WingMan, Drive Pro, Lot Pro, Road Pro, Super-V, Diamond Edge 2 and Diamond Edge

DESCRIPTION	DP 5'0"	DP 6'0"	DP 6'8"	DP SOS 6'8"	DP 7'6" SP/DP 7'6"	LPLD/ LPPLD 7'6"	LP/LPP 7'6"	LP/LPP/ LPS 8'0"	LP/LPP 8'6"	LP/LPP/ LPS/LPHD 9'0"	LPHD/ LPPHD 10'0"	RP32 8'0"	RP32 9'0"	RP32 10'0"
<b>GREASE AND OIL</b>														
HYDRAULIC FLUID, QUART (12 CASE)	15487	15487	15487	15487	15487	15487	15487	15487	15487	15487	15487	15487	15487	15487
HYDRAULIC FLUSH, QUART (12 CASE)	15902	15902	15902	15902	15902	15902	15902	15902	15902	15902	15902	15902	15902	15902
DIELECTRIC GREASE	15632	15632	15632	15632	15632	15632	15632	15632	15632	15632	15632	15632	15632	15632
COOLUBE GREASE - CARTRIDGE	15182	15182	15182	N/A	15182	15182	15182	15182	15182	15182	15182	15182	15182	15182
COOLUBE GREASE - AEROSOL	15186	15186	15186	N/A	15186	15186	15186	15186	15186	15186	15186	15186	15186	15186
<b>SPRINGS</b>														
EACH	12978	12978	12978	12978	07178	07178	07017	07017	07017	07017	07017	07017	07017	07017
<b>CENTRAL HYDRAULICS</b>														
LOT PRO	N/A	N/A	N/A	N/A	N/A	N/A	08878	08878	08878	08878	08878	08878	08878	08878
DIAMOND EDGE/DIAMOND EDGE2	N/A	N/A	N/A	N/A	N/A	N/A	N/A	N/A	N/A	N/A	N/A	N/A	N/A	N/A
ROAD PRO	N/A	N/A	N/A	N/A	N/A	N/A	N/A	N/A	N/A	N/A	N/A	N/A	N/A	N/A
SUPER V	N/A	N/A	N/A	N/A	N/A	N/A	N/A	N/A	N/A	N/A	N/A	N/A	N/A	N/A
<b>HYDRAULIC UNIT</b>														
STRAIGHTBLADEE58(ANDPREVIOUS)	15995	15995	15995	15995	15995	15995	15995	15995	15995	15995	15995	15995	15995	15995
STRAIGHT BLADE E72	16012	16012	16012	16012	16012	16012	16012	16012	16012	16012	16012	16012	16012	16012
STRAIGE BLADE E73	16028	16028	16028	16028	16028	16028	16028	16028	16028	16028	16028	16028	16028	16028
OUT FRONT UNIT (ROAD PRO)	N/A	N/A	N/A	N/A	N/A	N/A	N/A	N/A	N/A	N/A	N/A	N/A	N/A	N/A
SUPER V	N/A	N/A	N/A	N/A	N/A	N/A	N/A	N/A	N/A	N/A	N/A	N/A	N/A	N/A
SUPER-V3	N/A	N/A	N/A	N/A	N/A	N/A	N/A	N/A	N/A	N/A	N/A	N/A	N/A	N/A
SUPER BLADE	N/A	N/A	N/A	N/A	N/A	N/A	N/A	N/A	N/A	N/A	N/A	N/A	N/A	N/A
MEYER EQUIPMENT LOCK	07695	07695	07695	07695	07695	07695	07695	07695	07695	07695	07695	07695	07695	07695
<b>HYDRAULIC COVER</b>														
E-58 COVER	15630	15630	15630	15630	15630	15630	15630	15630	15630	15630	15630	15630	15630	15630
E-58 LOCKING STRAP	15631	15631	15631	15631	15631	15631	15631	15631	15631	15631	15631	15631	15631	15631
E-70	N/A	N/A	N/A	N/A	N/A	N/A	N/A	N/A	N/A	N/A	N/A	N/A	N/A	N/A
V-70 COVER	N/A	N/A	N/A	N/A	N/A	N/A	N/A	N/A	N/A	N/A	N/A	N/A	N/A	N/A
V-70 LOCKNG STRAP	N/A	N/A	N/A	N/A	N/A	N/A	N/A	N/A	N/A	N/A	N/A	N/A	N/A	N/A
V-71 COVER	N/A	N/A	N/A	N/A	N/A	N/A	N/A	N/A	N/A	N/A	N/A	N/A	N/A	N/A
V-71 LOCKING STRAP	N/A	N/A	N/A	N/A	N/A	N/A	N/A	N/A	N/A	N/A	N/A	N/A	N/A	N/A
E-72 COVER	N/A	N/A	N/A	N/A	15645	15645	15645	15645	15645	15645	15645	15645	15645	15645
E-72 LOCKING STRAP	N/A	N/A	N/A	N/A	16534	16534	16534	16534	16534	16534	16534	16534	16534	16534
<b>LIGHTS</b>														
LIGHTS ONLY, NITE SABER LED	23067	23067	23067	23067	23067	23067	23067	23067	23067	23067	23067	23067	23067	23067
LIGHTS ONLY, NITE SABER III (PAIR)	07810	07810	07810	07810	07810	07810	07810	07810	07810	07810	07810	07810	07810	07810
LIGHTS AND MODULES, NITESABER III (NEW INSTALLATION)	07787	07787	07787	07787	07787	07787	07787	07787	07787	07787	07787	07787	07787	07787
FENDER MOUNTING BRACKETS, ROAD PRO & HM SERIES; 2 REQ'D	N/A	N/A	N/A	N/A	N/A	N/A	N/A	N/A	N/A	N/A	19168	N/A	N/A	19168

## NOTES

# QUICK ACCESSORY REFERENCE GUIDE – PRO SERIES PLOWS



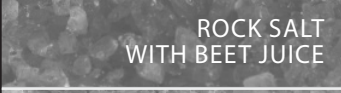
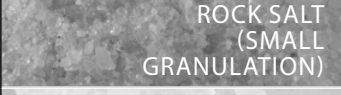
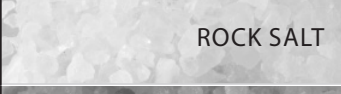









## WingMan, Drive Pro, Lot Pro, Road Pro, Super-V, Diamond Edge 2 and Diamond Edge

DESCRIPTION	RP36 9'0"	RP36 / RPP 36 10'0"	RP36 11'0"	RPDE 10'0"	DE /DE2 7'6"	DE /DE2 8'0"	DE/DE2 8'6"	DE/DE2 9'0"	SV-LD 7'6"	Super-V 8'6"	Super-V 9'6"	Super-V 10'6"
<b>GREASE AND OIL</b>												
HYDRAULIC FLUID, QUART (12 CASE)	15487	15487	15487	15487	15487	15487	15487	15487	15487	15487	15487	15487
HYDRAULIC FLUSH, QUART (12 CASE)	15902	15902	15902	15902	15902	15902	15902	15902	15902	15902	15902	15902
DIELECTRIC GREASE	15632	15632	15632	15632	15632	15632	15632	15632	15632	15632	15632	15632
COOLUBE GREASE - CARTRIDGE	15182	15182	15182	15182	15182	15182	15182	15182	15182	15182	15182	15182
COOLUBE GREASE - AEROSOL	15186	15186	15186	15186	15186	15186	15186	15186	15186	15186	15186	15186
<b>SPRINGS</b>												
EACH	07238	07238	07238	07238	07017	07017	07017	07017	07215	07215	07215	07215
<b>CENTRAL HYDRAULICS</b>												
LOT PRO	N/A	N/A	N/A	N/A	N/A	N/A	N/A	N/A	N/A	N/A	N/A	N/A
DIAMOND EDGE/DIAMOND EDGE2	N/A	N/A	N/A	N/A	08878	08878	08878	08878	N/A	N/A	N/A	N/A
ROAD PRO	15853	15853	15853	15853	N/A	N/A	N/A	N/A	N/A	N/A	N/A	N/A
SUPER V	N/A	N/A	N/A	N/A	N/A	N/A	N/A	N/A	N/A	08895	08895	08895
<b>HYDRAULIC UNIT</b>												
STRAIGHT BLADE E58 (AND PREVIOUS)	15995	15995	15995	15995	15995	15995	15995	15995	15995	15995	15995	15995
STRAIGHT BLADE E72	N/A	N/A	N/A	N/A	16012	16012	16012	16012	N/A	N/A	N/A	N/A
STRAIGHT BLADE E73	N/A	N/A	N/A	16028	16028	16028	16028	16028	N/A	N/A	N/A	N/A
OUT FRONT UNIT (ROAD PRO)	15826	15826	15826	15826	N/A	N/A	N/A	N/A	N/A	N/A	N/A	N/A
SUPER V	N/A	N/A	N/A	N/A	N/A	N/A	N/A	N/A	15092	15092	15092	15092
SUPER-V3	N/A	N/A	N/A	N/A	N/A	N/A	N/A	N/A	16025	16025	16025	16025
SUPER BLADE	N/A	N/A	N/A	N/A	N/A	N/A	N/A	N/A	N/A	N/A	N/A	N/A
MEYER EQUIPMENT LOCK	07695	07695	07695	07695	07695	07695	07695	07695	07695	07695	07695	07695
<b>HYDRAULIC COVER</b>												
E-58 COVER	N/A	N/A	N/A	N/A	15630	15630	15630	15630	N/A	N/A	N/A	N/A
E-58 LOCKING STRAP	N/A	N/A	N/A	N/A	15631	15631	15631	15631	N/A	N/A	N/A	N/A
E-70	15069	15069	15069	15069	N/A	N/A	N/A	N/A	N/A	N/A	N/A	N/A
V-70 COVER	N/A	N/A	N/A	N/A	N/A	N/A	N/A	N/A	15633	15633	15633	15633
V-70 LOCKING STRAP	N/A	N/A	N/A	N/A	N/A	N/A	N/A	N/A	15634	15634	15634	15634
V-71 COVER	N/A	N/A	N/A	N/A	N/A	N/A	N/A	N/A	15633	N/A	N/A	N/A
V-71 LOCKING STRAP	N/A	N/A	N/A	N/A	N/A	N/A	N/A	N/A	15634	N/A	N/A	N/A
E-72 COVER	N/A	N/A	N/A	N/A	15645	15645	15645	15645	N/A	N/A	N/A	N/A
E-72 LOCKING STRAP	N/A	N/A	N/A	N/A	15634	15634	15634	15634	N/A	N/A	N/A	N/A
<b>LIGHTS</b>												
LIGHTS ONLY, NITE SABER LED	23067	23067	23067	23067	23067	23067	23067	23067	23067	23067	23067	23067
LIGHTS ONLY, NITE SABER III (PAIR)	07810	07810	07810	07810	07810	07810	07810	07810	07810	07810	07810	07810
LIGHTS AND MODULES, NITE SABER III (NEW INSTALLATION)	07787	07787	07787	07787	07787	07787	07787	07787	07787	07787	07787	07787
FENDER MOUNTING BRACKETS, ROAD PRO & HM SERIES; 2 REQ'D	19168	19168	19168	19168	N/A	N/A	N/A	N/A	N/A	N/A	N/A	N/A

## NOTES

# CHOOSE THE SPREADER THAT'S RIGHT FOR YOU

• Will Spread

Material Type	Spreader Type							
	BROADCAST	TAILGATE		INSERT HOPPER			DUMP TRUCK	
	Hotshot 85, Hotshot 70RD, 70HD, 100 HD	BL240, BL400, BL750	Blaster 350/750	LPV, PV	MDV, Polyhawk	Crossfire	UTG, RTG	STCC
 CALCIUM CHLORIDE FLAKES	•		•*	•	•	•	•	•
 CALCIUM CHLORIDE PELLETS	•		•*	•	•	•	•	•
 ROCK SALT WITH BEET JUICE				•	•	•**	•	•
 ROCK SALT (SMALL GRANULATION)	•	•	•	•	•	•	•	•
 ROCK SALT	•	•	•	•	•	•	•	•
 CALCIUM CHLORIDE	•	•	•	•	•	•	•	•
 ROCK CHIPS				•	•		•	•
 BAGGED ICE MELT	•	•	•*	•	•	•	•	•
 LAVA ROCK				•	•		•	•
 EARLY CMA				•	•		•	•
 50/50 SAND/SALT MIX	•		•*	•	•		•	•
 SAND	•		•*	•	•		•	•
 PEA GRAVEL				•	•		•	•
 SHOULDER GRAVEL				•	•		•	•

All materials listed above must be dry, free flowing granular material.

\* Requires Optional Sander Kit

\*\* Salt must be dry. Beet juice to be stored in holding tank and must be applied to salt during application using spreader pre-wet system.

# WALK BEHIND SPREADERS – HOTSHOT



Hotshot 85



Hotshot 70HD



Hotshot 70 RD



Hotshot 100HD

## Hotshot 85 Broadcast Spreader

- Perfect for sidewalks and walkways
- Extra large 85 lb capacity
- Easy-to-adjust material flow controller on handle
- Pneumatic tires make it easier to push over snow covered pavement
- Hopper cover keeps material dry during use
- Hotshots feature a one year warranty

## Hotshot™/Hotshot HD™ - Broadcast Spreaders

- Compact, tough and built to handle extreme temperatures, moisture and corrosive materials typically found in year-round grounds maintenance use
- Specifically designed for Topdress Sand, Icemelt, Limestone and Fertilizer applications
- Features large, heavy duty Nylatron GS gears (Teflon® impregnated and greaseless) for superior durability and a quick release gear cover for easy servicing (HD only)
- Axle and wheel bearings/bushings provide self-lubrication with excellent wear and load carrying performance
- Extra large 70 lb and 100 lb capacity
- Standard fitted, see-through cover keeps the weather out and the material in
- All Hotshots feature a fully enclosed rebuildable gearbox
- Hotshots feature a one year warranty



**Standard Hopper Cover**  
Keeps the elements out and the material in during harsh or windy conditions.



**Quick Removal Deflector Shield**  
All Hotshots are equipped with an easy-to-remove deflector shield that prevents the material from flying too far. (RD and HD models only, not included on Hotshot 85)



**Pneumatic Tires**  
The Hotshot 70RD, 70HD and 100HD have 13-inch snow tires to make it easier to move across uneven terrain or surfaces.



**Weatherproof Gear Boxes**  
Wheel bearings/bushings are enclosed and axles feature serviceable, weather tight gear boxes which eliminate salt and grime build up, reduce wear and improve load-carrying performance. (RD and HD models only)



**Standard Mesh Screen**  
Helps break up large chunks of material to help eliminate clogging.





## TAILGATE SPREADERS – BASE LINE



BL240



BL400



BL750

### BL240/BL400/750

- 1/6HP direct drive motor
- 240, 400 or 750 lb. capacity
- For SUVs, light trucks and utility vehicles
- Standard variable speed controller
- Spread width of 3 to 25 feet
- 2" square receiver hitch mount
- Built-in motor guard
- BL Spreaders feature a two year warranty



### 3-Point Hitch System

Available for Agricultural and Turf applications.  
Part #36500 BL240/400/750




### BL240/BL400/750 Integrated Storage Stand and Motor Guard

Serves as a storage stand in the off-season.  
Protects motor during spreader operation.

### Direct Drive 1/6HP Motor

Applies the torque directly to the auger to grind through large chunks of salt.  
(BL Series only)



### 3" Meyer Equipment Lock

Protect your spreader from theft.  
Part #07695

# TAILGATE SPREADERS – BASE LINE

## Base Line Tailgate Spreader Product Specifications

Model	Part #	Capacity	Height	Weight	Width	Depth	Hopper	Operating System	Material	Mounting Method	Vehicle Application
BL240	31100	240 lbs 3.7 cu ft	20"	96 lbs	18"	27"	Poly	1/6hp 12V Electric	Bagged Rock Salt	2" receiver hitch mount (stnd)	Utility Vehicles, SUVs, Light Trucks, 1/2 to 1 Ton Trucks
BL400	36100	400 lbs 6.3 cu ft	36"	103 lbs	28"	28"	Poly	1/6hp 12V Electric	Bagged Rock Salt	2" receiver hitch mount (stnd)	Utility Vehicles, SUVs, Light Trucks, 1/2 to 1 Ton Trucks
BL750	39100	750 lbs 12.8 cu ft	46"	132 lbs	35"	26"	Poly	1/6hp 12V Electric	Bagged Rock Salt	2" receiver hitch mount	Utility Vehicles, SUVs, Light Trucks, 1/2 to 1 Ton Trucks

### BL240/400/750 Accessories

	BL240/BL400/750
3 Point Hitch Mounting	36500
Spreader Controller*	34405
Spreader Motor*	36402A
Flow Gate Controller	34900
Vibrator Kit	34606
The Big Yellow Box	32403
LED Rear Light Package	34610
Receiver Hitch Lock	07695
Meyer Dielectric Grease	15632
Meyer Coolube Grease – Cartridge	15182
Meyer Coolube Grease – Aerosol	15186
Salt Screen	N/A
Motor Guard	N/A

\*Included with spreader

## NOTES

---



---



---



---



---



---

# TAILGATE SPREADERS – BLASTER



Part #32000



## Explosion Proof Motor

½ HP motor rated up to 70 amps of surge power. The direct-drive system applies torque directly to the auger.



Part #33750\*

## Blaster - Tailgate Spreaders

- Interchangeable augers to spread a variety of materials.
- Five mounting systems available to fit SUVs, light trucks, and ½ ton+ vehicles
- 350 or 750 lb capacities available
- Variable speed controller for precise material spread pattern
- Motor and controller deliver a continuous 40 amps during normal operation and surge to 70 amps when the blast feature is pressed to grind through rock salt, calcium chloride and other ice melting materials
- Low maintenance polyethylene hopper and spinner provide years of service
- ROC 3/5 year warranty
- Spread widths from 3 to 20 feet
- Electric operating system

- Part #32000 – 350
- Part #37000 – 350S
- Part #39000 – 750S
- Part #33750 – 750R
- Part #39010 – 750RS

\*Shown with optional worklight kit, motor guard and storage stand.



## Removable Hopper Screen

The removable, welded-steel mesh hopper screen prevents large chunks of material in the hopper and improves material flow. Available in 2" x 2" or ½" x ½" mesh.


- Part #34700 2" mesh
- Part #34701 ½" mesh



## Optional Motor Guard

Provides extra motor protection during use and storage.


Part #36407



## 3" Meyer Equipment Lock

Protect your spreader from theft.

Part #07695



## Flow Gate Control

Provides manual adjustment of material flow to the spinner.

Part #34900



## Variable Speed Controller

Allows for precise material spread pattern.

Part #22800

## TAILGATE SPREADERS – BLASTER

### Blaster Product Specifications

Model	Part #	Hopper Length	Capacity	Weight	Height	Length	Width	Hopper	Operating System	Material	Mounting Method	Vehicle Application
Blaster 350	32000	N/A	350 lbs. 6.5 cu.ft.	175 lbs	35.5"	49"	24"	Poly	1/2hp 12V Electric	Bagged Rock Salt*	2" receiver (std); Cat. 1, 3 point hitch (opt); FlatbedUtilityAdapter(opt)	Utility Vehicles, SUVs, Light Trucks, 1/2 to 1 Ton Trucks
Blaster 350S w/Vibrator	37000	N/A	350 lbs. 6.5 cu.ft.	185 lbs	35.5"	49"	24"	Poly	1/2hp 12V Electric	Bagged 50/50 Rock Salt/Sand or Sand*	2" receiver (std); Cat. 1, 3 point hitch (opt); FlatbedUtilityAdapter(opt)	Utility Vehicles, SUVs, Light Trucks, 1/2 to 1 Ton Trucks
Blaster 750R	33750	N/A	750 lbs. 12.8 cu.ft.	229 lbs	48"	49"	24"	Poly	1/2hp 12V Electric	Bagged 50/50 Rock Salt*	2" receiver (std)	Utility Vehicles, SUVs, Light Trucks, 1/2 to 1 Ton Trucks
Blaster 750RS w/Vibrator	39010	N/A	750 lbs. 12.8 cu.ft.	239 lbs	48"	49"	24"	Poly	1/2hp 12V Electric	Bagged 50/50 Rock Salt/Sand or Sand*	2" receiver (std)	Utility Vehicles, SUVs, Light Trucks, 1/2 to 1 Ton Trucks

\* Auger extensions are required for use with Sand only. Extensions can not be used with Salt.

### Blaster Accessories

	Blaster 350	Blaster 350S	Blaster 750S	Blaster 750R	Blaster 750RS
3 Point Hitch Mounting	36500	36500	N/A	36500	36500
Fixed Tailgate Mount	N/A	N/A	35200	N/A	N/A
Flat Bed Tailgate Mount	N/A	N/A	35400	N/A	N/A
Sand/Salt Vibrator Kit	34600	Included	Included	34600	Included
Controller**	22800	22800	22800	22800	22800
Light Kit	34610	34610	34610	34610	34610
Motor**	34102	34102	34102	34102	34102
Hopper Screen 2" x 2"	34700	34700	34700	34700	34700
Hopper Screen 1/2" x 1/2"	34701	34701	34701	34701	34701
Receiver Hitch Lock 3"	07695	07695	N/A	07695	07695
Flow Gate Assembly	34900	34900	34900	34900	34900
Universal Motor Guard	36407	36407	36407	36407	36407
Spiral Steel Auger	34306	34306	34306	34306	34306
Fine Salt Auger Kit*	34118	34118	34118	34118	34118
Chain Auger Kit*	34109	34109	34109	34109	34109
Brush Auger Kit (Coarse Material)	34300	34300	34300	34300	34300
Brush Auger Kit (Fine Material)	34301	34301	34301	34301	34301


\* Recommended to use with Sander/Vibrator kit 34600

\*\* Included with spreader

# INSERT HOPPER SPREADERS – ELITE AND BASE LINE

## ELITE SERIES ATV/UTV SPREADERS

- Powered by a sealed, 12V electric motor and has fewer parts, which means less maintenance and less downtime
- Available in 0.3 to 0.4 cubic yard capacities and lengths of 3 and 4 feet
- Spread widths from 3 to 30 feet
- Spreads sand, salt or mixed material
- 1 year warranty




## ELITE SERIES PICKUP TRUCK SPREADERS

- Fits most 3/4 to 1-ton heavy duty pickup trucks
- Available in 6 and 8 foot lengths and has 1.5 and 2.0 cubic yard capacities
- Spread widths from 3 to 30 feet
- Fork pockets make spreader removal quick and easy
- Gas engine is available
- Spreads sand, salt or mixed material
- 1 year warranty

## BASE LINE SERIES PICKUP TRUCK SPREADERS

- Fits most 3/4 to 1-ton heavy duty pickup trucks
- Wired, in-cab controller with electric start
- Removable poly chute on 8' models
- Optional Fork Pocket Kit
- 1 year warranty



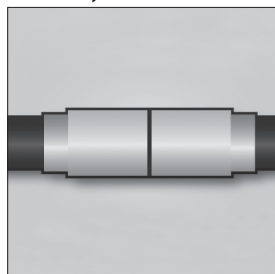
## Three Drive Options

Depending on your needs, Meyer insert hopper spreaders can be fitted with electric, gas or hydraulic driven.

Gas



Central Hydraulics




Electric



## Infinite Adjustable Baffles

Place the material in the right spot, every time. Adjust the spreading pattern to meet your unique demands. (Excludes BL600)





# INSERT HOPPER SPREADERS – ELITE AND BASE LINE

## Elite Spreader Product Specifications

Model	Part #	Hopper Length	Capacity	Weight	Length	Width	Height	Spreader Material	Operating System	Controls	Mounting Method	Conveyor System	Vehicle Application
Elite 3 DME	67011	3'	.3 cu yd	400 lbs.	60"	37"	25"	Stainless Steel	12V dual electric	Wired	Hold Down Kit	Belt over Chain	ATV/UTV
Elite 4 CH	67028	4'	.4 cu yd	450 lbs.	72"	50"	36"	Stainless Steel	Central Hydraulic	N/A	Hold Down Kit	Drag Chain	ATV/UTV
Elite 4 DME	67029	4'	.4 cu yd	450 lbs.	72"	50"	36"	Stainless Steel	12V dual electric	Wired	Hold Down Kit	Drag Chain	ATV/UTV
Elite 6 B&S	67042	6'	1.5 cu yd	600 lbs.	101"	50"	36"	Stainless Steel	10.5HP B&S Gas	Wireless	Hold Down Kit	Drag Chain	3/4 to 1 Ton Trucks
Elite 6 Honda	67043	6'	1.5 cu yd	600 lbs.	101"	50"	36"	Stainless Steel	11HP Honda Gas	Wireless	Hold Down Kit	Drag Chain	3/4 to 1 Ton Trucks
Elite 6 CH	67044	6'	1.5 cu yd	600 lbs.	96"	50"	36"	Stainless Steel	Central Hydraulic	N/A	Hold Down Kit	Drag Chain	3/4 to 1 Ton Trucks
Elite 6 DME	67045	6'	1.5 cu yd	600 lbs.	96"	50"	36"	Stainless Steel	12V dual electric	Wired	Hold Down Kit	Drag Chain	3/4 to 1 Ton Trucks
Elite 8 CS B&S	67062	8'	2 cu yd	890 lbs.	125"	50"	36"	Carbon Steel	10.5HP B&S Gas	Wireless	Hold Down Kit	Drag Chain	3/4 to 1 Ton Trucks
Elite 8 B&S	67058	8'	2 cu yd	875 lbs.	125"	50"	36"	Stainless Steel	10.5HP B&S Gas	Wireless	Hold Down Kit	Drag Chain	3/4 to 1 Ton Trucks
Elite 8 Honda	67059	8'	2 cu yd	875 lbs.	125"	50"	36"	Stainless Steel	11HP Honda Gas	Wireless	Hold Down Kit	Drag Chain	3/4 to 1 Ton Trucks
Elite 8 CH	67060	8'	2 cu yd	875 lbs.	120"	50"	36"	Stainless Steel	Central Hydraulic	N/A	Hold Down Kit	Drag Chain	3/4 to 1 Ton Trucks
Elite 8 DME	67061	8'	2 cu yd	875 lbs.	120"	50"	36"	Stainless Steel	12V dual electric	Wired	Hold Down Kit	Drag Chain	3/4 to 1 Ton Trucks

## Elite Spreader Accessories

	Elite 3	Elite 4	Elite 6	Elite 8 CS	Elite 8 SS
HOLD DOWN KIT	62562	62562	62562	62562	62562
VIBRATOR KIT	63390	63390	63390	63390	63390
WIRED CONTROLLER (DME SPREADERS)	63962	63962	63962	63962	63962
WIRED HARNESS (DME SPREADERS)	64474	64474	64474	64474	64474
WIRED CONTROLLER (GAS SPREADERS)	N/A	N/A	62334	62334	62334
WIRED HARNESS (GAS SPREADERS)	N/A	N/A	63167	63167	63167
WIRELESS CONTROLLER AND RECEIVER (GAS SPREADERS)	N/A	N/A	66190	66190	66190
WIRELESS CONTROLLER (GAS SPREADERS)	N/A	N/A	66191	66191	66191
TARP	67500	67506	67508	67510	67510
6" SIDE EXTENSION	67516	67528	67530	67533	67532
12" SIDE EXTENSION	67522	67536	67538	67541	67540

## Base Line Spreader Specifications

Model	Part #	Hopper Length	Capacity	Weight	Length	Width	Height	Hopper	Operating System	Controls	Mounting Method	Conveyor System	Vehicle Application
BL600	64238	6 ft	1.5 cu yd	465 lbs.	92.5"	50"	36"	Stainless Steel	6.5hp B&S Gas	Wired	Hold Down Kit	Drag Chain	3/4 to 1 Ton Trucks
BL800 B&S CS	67091	8 ft	2.0 cu yd	940 lbs.	122.5"	50"	36"	Carbon Steel	10.5hp B&S Gas	Wired	Hold Down Kit	Drag Chain	3/4 to 1 Ton Trucks
BL800 B&S SS	67090	8 ft	2.0 cu yd	940 lbs.	122.5"	50"	36"	Stainless Steel	10.5hp B&S Gas	Wired	Hold Down Kit	Drag Chain	3/4 to 1 Ton Trucks
BL800 HON SS	67092	8 ft	2.0 cu yd	940 lbs.	122.5"	50"	36"	Stainless Steel	11hp Honda Gas	Wired	Hold Down Kit	Drag Chain	3/4 to 1 Ton Trucks
BL800 DMESS	67093	8 ft	2.0 cu yd	940 lbs.	120"	50"	36"	Stainless Steel	12V Dual Electric	Wired	Hold Down Kit	Drag Chain	3/4 to 1 Ton Trucks



## Base Line Spreader Accessories

	BL600	BL800 B&S CS	BL800 B&S SS	BL800 HON SS	BL800 DME SS
HOLD DOWN KIT	62562	62562	62562	62562	62562
VIBRATOR KIT	63390	63390	63390	63390	63390
WIRED REMOTE (DME SPREADERS)	N/A	N/A	N/A	N/A	63962
WIRED REMOTE WITH HARNESS (DME SPREADERS)	N/A	N/A	64458	N/A	64458
WIRED REMOTE (GAS SPREADERS)	62334	62334	62334	62334	N/A
WIRELESS CONTROLLER AND RECEIVER (GAS SPREADERS)	66190	66190	66190	66190	66190
WIRELESS REMOTE (GAS SPREADERS)	66191	66191	66191	66191	66191
6" SIDE EXTENSION	64241	N/A	N/A	N/A	N/A
FORK POCKET KIT	67554	67554	67554	67554	67554
INVERTED V	64242	Comes Standard	Comes Standard	Comes Standard	Comes Standard
TOP SCREEN	64239	Comes Standard	Comes Standard	Comes Standard	Comes Standard

# INSERT HOPPER SPREADERS – HIGH CAPACITY ELITE AND MDV

## HIGH CAPACITY ELITE

- Designed to bring volume and versatility to your vehicle fleet with increased material capacity for medium duty trucks (15,000+ GVW)
- Available in 8' and 10' lengths with 3.5 and 4.5 cubic yard capacities
- Drive options include a 10hp Briggs & Stratton engine, 11hp Honda engine, electric, and central hydraulic
- Swing-up spinner for storage and easy cleanout
- Spread widths from 4 to 30 feet
- Spreads sand, salt or mixed material
- 1 year warranty
- For 1 ton + (5-6 GVW Class) vehicles




## MDV - AUGER CONVEYOR

- Available in 8', 9' and 10' lengths with 3.5, 4 and 4.5 cubic yard capacities
- Drive options include electric and central hydraulic
- Swing-up spinner for storage and easy cleanout
- Spread widths from 4 to 30 feet
- Spreads sand, salt or mixed material
- 1 year warranty
- For 1 ton + (5-6 GVW Class) vehicles



### Swing Up Spinner

Our no-tools-required swing up spinner easily swings up and out of the way for ease of storing the unit flat on saw horses. In addition, you can easily unload any material left in the hopper by simply swinging up the spinner and running the conveyor. (Poly spinner included on Elite series only.)




### Fork Pockets

Patented built-in fork pockets make it easy for any forklift to remove the spreader for maintenance or off season storage (standard).




### Wireless Control Standard

All Meyer gas model spreaders feature a fully integrated wireless controller that allows you to start and choke your engine as well as engage your drive system.



### Top Screens

Our standard top screens break-up large clumps of material which can cause damage to the drag chain and reduce performance.



### Inverted V

The Inverted V design helps material from bridging and slowing down the conveyor.

# INSERT HOPPER SPREADERS – HIGH CAPACITY ELITE AND MDV

## High Capacity Elite Spreader Product Specifications

Model	Part #	Hopper Length	Capacity	Weight	Length	Width	Height	Spreader Material	Operating System	Controls	Mounting Method	Conveyor System	Vehicle Application
HC Elite 8 B&S	67066	8'	3.5 cu yd	1,100lbs.	125.5"	70"	46"	StainlessSteel	10.5HP B&S Gas	Wireless	Hold Down Kit	Drag Chain	HeavyDutyTrucks(Class 4 & Up)
HC Elite 8 Honda	67067	8'	3.5 cu yd	1,100lbs.	125.5"	70"	46"	StainlessSteel	11HP Honda Gas	Wireless	Hold Down Kit	Drag Chain	HeavyDutyTrucks(Class 4 & Up)
HC Elite 8 CH	67068	8'	3.5 cu yd	1,100lbs.	125.5"	70"	46"	StainlessSteel	Central Hydraulic	N/A	Hold Down Kit	Drag Chain	HeavyDutyTrucks(Class 4 & Up)
HC Elite 8 DME	67069	8'	3.5 cu yd	1,100lbs.	125.5"	70"	46"	StainlessSteel	12V dual electric	Wired	Hold Down Kit	Drag Chain	HeavyDutyTrucks(Class 4 & Up)
HC Elite 10 B&S	67082	10'	4.5 cu yd	1,200lbs.	149.5"	70"	46"	StainlessSteel	10.5HP B&S Gas	Wireless	Hold Down Kit	Drag Chain	HeavyDutyTrucks(Class 4 & Up)
HCElite10Honda	67083	10'	4.5 cu yd	1,200lbs.	149.5"	70"	46"	StainlessSteel	11HP Honda Gas	Wireless	Hold Down Kit	Drag Chain	HeavyDutyTrucks(Class 4 & Up)
HC Elite 10 CH	67084	10'	4.5 cu yd	1,200lbs.	149.5"	70"	46"	StainlessSteel	Central Hydraulic	N/A	Hold Down Kit	Drag Chain	HeavyDutyTrucks(Class 4 & Up)
HC Elite 10 DME	67085	10'	4.5 cu yd	1,200lbs.	149.5"	70"	46"	StainlessSteel	12V dual electric	Wired	Hold Down Kit	Drag Chain	HeavyDutyTrucks(Class 4 & Up)

## High Capacity Elite Spreader Accessories

	HC Elite 8	HC Elite 10
HOLD DOWN KIT	62562	62562
VIBRATOR KIT	63390	63390
WIRED CONTROLLER (DME SPREADERS)	63962	63962
WIRED HARNESS (DME SPREADERS)	64474	64474
WIRED CONTROLLER (GAS SPREADERS)	62334	62334
WIRED HARNESS (GAS SPREADERS)	63167	63167
WIRELESSCONTROLLERANDTRANSMITTER(GASSPREADERS)	66190	66190
WIRELESS CONTROLLER (GAS SPREADERS)	66191	66191
TARP	67513	67515
6" SIDE EXTENSION	67544	67546
12" SIDE EXTENSION	67547	67549


## MDV Product Specifications

Model	Part #	Hopper Length	Capacity	Weight	Height	Width	Length	Hopper	Operating System	Controls	Mounting Method	Flow Rate	Conveyor Type	Vehicle Application
MDV-944 Hydraulic Auger	63615	9'	4.0 cu yd	1,200 lbs.	46 1/8"	70"	135"	StainlessSteel	Central Hydraulics	N/A	HoldDown Kit	15 GPM @ 1,500 PSI (max)	Auger	HeavyDutyTrucks (Class 4 & Up)
MDV-1044 Hydraulic Auger	63619	10'	4.5 cu yd	1,360 lbs.	46 1/8"	70"	147"	StainlessSteel	Central Hydraulics	N/A	HoldDown Kit	15 GPM @ 1,500 PSI (max)	Auger	HeavyDutyTrucks (Class 4 & Up)
MDV-A 844 Dual Electric SS	64451	8'	3.0 cu yd	1,160 lbs.	44"	70"	125"	StainlessSteel	12V Electric Auger	Wired	HoldDown Kit	N/A	Auger	HeavyDutyTrucks (Class 4 & Up)
MDV-A 944 Dual Electric SS	64539	9'	4.0 cu yd	1,320 lbs.	46 1/8"	70"	137"	StainlessSteel	12V Electric Auger	Wired	HoldDown Kit	N/A	Auger	HeavyDutyTrucks (Class 4 & Up)
MDV-A 1044 Dual Electric SS	64540	10'	4.5 cu yd	1,480 lbs.	46 1/8"	70"	149"	StainlessSteel	12V Electric Auger	Wired	HoldDown Kit	N/A	Auger	HeavyDutyTrucks (Class 4 & Up)

## MDV Accessories

	MDV-944 Hydraulic Auger	MDV-1044 Hydraulic Auger	MDV-A 844 Dual Electric	MDV-A 944 Dual Electric	MDV-A 1044 Dual Electric
HOLD DOWN KIT	62562	62562	62562	62562	62562
WIRELESS CONTROLLER PACKAGE (GAS)	N/A	N/A	N/A	N/A	N/A
WIRED CONTROLLER PACKAGE	N/A	N/A	64458	64458	64458
CHAIN OILER	62126	62126	N/A	62126	62126
12" SIDE EXTENSIONS	64128	64130	64578	64580	64582
60 GAL. MDV PRE-WET SYSTEM (2-30 GAL.)	64131	64131	64131	64131	64131
VIBRATOR KIT	63390	63390	63390	63390	63390
TARP KIT	62261	62262	62260	62261	62262

# INSERT HOPPER SPREADERS – POLYHAWK



**LIMITED  
10 YEAR  
WARRANTY**  
Applies to  
hopper only


## POLYHAWK

- Internal/external baffle system lets you place material exactly where you want it
- Top screens break up large chunks of material
- Standard built-in chain shields eliminate material build-up
- Includes standard wireless controller on gas models
- Swing-up spinner for storage and easy cleanout
- Fork pockets make spreader removal quick and easy
- Spread widths from 4 to 30 feet
- Spreads sand, salt or mixed material
- 1 year warranty
- For 3/4 ton+ (2-3 GVW Class) vehicles




### Swing Up Spinner

Our no-tools-required swing up spinner easily swings up and out of the way for ease of storing the unit flat on saw horses. In addition, you can easily unload any material left in the hopper by simply swinging up the spinner and running the conveyor.




### Fork Pockets

Patented built-in fork pockets make it easy for any forklift to remove the spreader for maintenance or off season storage (standard).




### Wireless Control Standard

All Meyer gas model spreaders feature a fully integrated wireless controller that allows you to start and choke your engine as well as engage your drive system.



### Top Screens

Our standard top screens break-up large clumps of material which can cause damage to the drag chain and reduce performance.



### Inverted V

The Inverted V design helps material from bridging and slowing down the conveyor.

# INSERT HOPPER SPREADERS – POLYHAWK

## PolyHawk Product Specifications

Model	Part #	Hopper Length	Capacity	Weight	Height	Width	Length	Hopper	Operating System	Controls	Mounting Method	Conveyor Type	Vehicle Applications
PolyHawk PV B&S (10.5 hp)	66074	6 ft.	1.5 cu. yd	625 lbs	36.5"	50"	99"	72"	10.5hp B&S gas	Wireless	HoldDownKit	Drag Chain	3/4to1TonTrucks
PolyHawk PV Honda (11 hp)	66075	6 ft.	1.5 cu. yd	625 lbs	36.5"	50"	99"	72"	11hp Honda gas	Wireless	HoldDownKit	Drag Chain	3/4to1TonTrucks
PolyHawk PV Electric	66076	6 ft.	1.5 cu. yd	645 lbs	36.5"	50"	103.25"	72"	Dual 1/2hp 12V Electric	Wired	HoldDownKit	Drag Chain	3/4to1TonTrucks
PolyHawkPVCentralHydraulic	66077	6 ft.	1.5 cu. yd	600 lbs	36.5"	50"	99"	72"	CentralHydraulics	N/A	HoldDownKit	Drag Chain	3/4to1TonTrucks
PolyHawk PV B&S (10.5 hp)	63898	8 ft.	2.0 cu. yd	850 lbs	36.5"	50"	123"	96"	10.5hp B&S gas	Wireless	HoldDownKit	Drag Chain	3/4to1TonTrucks
PolyHawk PV Honda (11 hp)	63899	8 ft.	2.0 cu. yd	850 lbs	36.5"	50"	123"	96"	11hp Honda gas	Wireless	HoldDownKit	Drag Chain	3/4to1TonTrucks
PolyHawk PV Electric	64505	8 ft.	2.0 cu. yd	855 lbs	36.5"	50"	127.25"	96"	Dual 1/2hp 12V Electric	Wired	HoldDownKit	Drag Chain	3/4to1TonTrucks
PolyHawkPVCentralHydraulic	63901	8 ft.	2.0 cu. yd	776 lbs	36.5'	50"	123'	96'	CentralHydraulics	N/A	HoldDownKit	Drag Chain	3/4to1TonTrucks

## PolyHawk Accessories

	6 Ft Poly Dual Electric	6 Ft. Poly Hydraulic	6 Ft Poly B&S/Honda	8 Ft Poly Single Electric	8 Ft Poly Dual Electric	8 Ft. Poly Hydraulic	8 Ft Poly B&S/Honda
HOLD DOWN KIT	62562	62562	62562	62562	62562	62562	62562
VIBRATOR KIT	63390	N/A	63390	63390	63390	63390	63390
WIRED CONTROLLER (DME SPREADERS)	63962	N/A	N/A	N/A	63962	N/A	N/A
WIRED HARNESS (DME SPREADERS)	64474	N/A	N/A	N/A	64474	N/A	N/A
WIRED CONTROLLER (GAS SPREADERS)	N/A	N/A	62334	N/A	N/A	N/A	62334
WIRED HARNESS (GAS SPREADERS)	N/A	N/A	63167	N/A	N/A	N/A	63167
WIRELESSCONTROLLERANDTRANSMITTER(GASSPREADERS)	N/A	N/A	66190	N/A	N/A	N/A	66190
WIRELESS CONTROLLER (GAS SPREADERS)	N/A	N/A	66191	N/A	N/A	N/A	66191
TARP	66197	66197	66197	63684	63684	63684	63684

## NOTES

---



---



---



---



---



---



---



---



---



---




## INSERT HOPPER SPREADERS – CROSSFIRE



### Crossfire - Standard Features


- A Material Delivery System designed to save you time and money.
- Features a no-tools required for removal, easy maintenance spinner assembly
- Top screen prevents large chunks of material from entering the hopper
- Tapered V design delivers an even flow of material to the auger
- Patent-pending full-length auger empties hopper from back forward
- Can be stored in the upright position to save space
- Heavy-duty 1/2hp electric auger motor
- Spread widths from 4 to 40 feet
- Spreads dry, free flowing rock salt
- Up to 5 year warranty
- For 3/4 ton - 1 ton vehicles



**Full-length Auger Assembly** requires no tools for removal or maintenance.



**No Maintenance Spinner Assembly**  
Tongue and groove design allows for no tools removal. Angled chute provides improved material distribution.




**Built-In Tarp Hooks** are engineered into the hopper making tarp installation and removal quicker and easier. Tarp comes standard on DLX model.



**Rear Cover** protects auger motor from salt and debris.



**Full Width Hopper** reduces material spillage into the vehicle bed to eliminate waste and prevent corrosion.



**Inverted V**  
The material routing system uses a tapered inverted V design that evenly routes the material to the auger drive, from the back of the hopper forward.

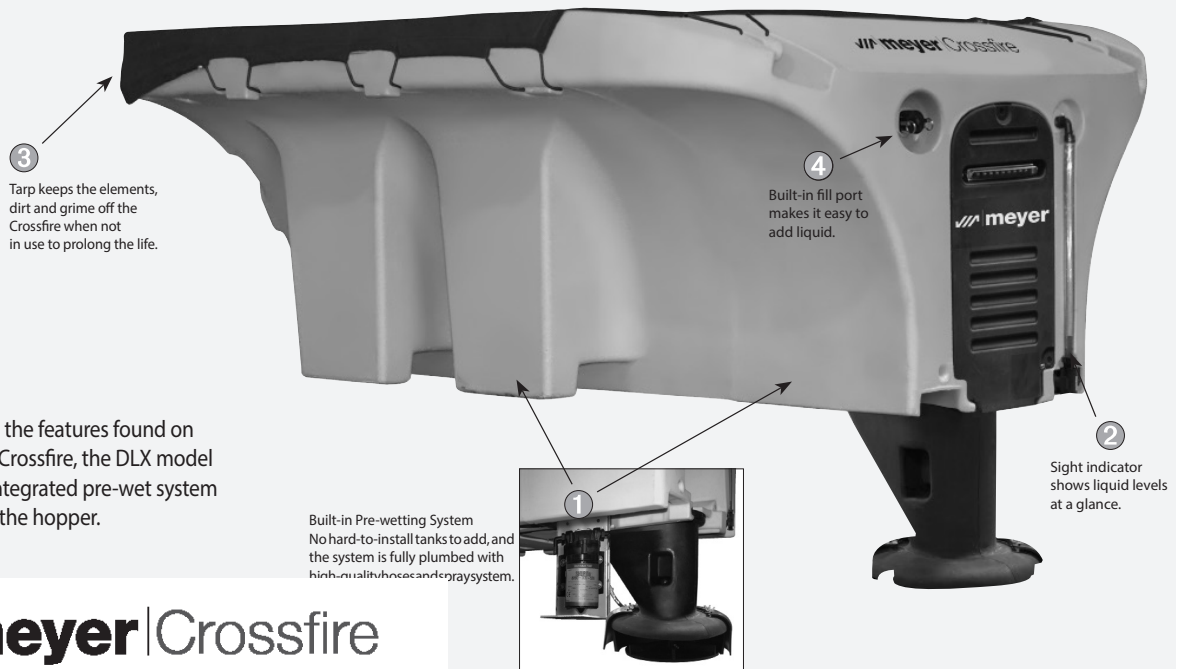


**Recessed Lifting Pockets** make it easy to install or remove from the vehicle and can easily be placed upright for off-season storage.



# INSERT HOPPER SPREADERS – CROSSFIRE

## DLX Model Featuring An Integrated Pre-Wet System



### Crossfire Product Specifications

Model	Part #	Hopper Length	Capacity	Pre-Wet Capacity	Weight	Height	Width	Length	Operating System	Mounting Method	Drive System	Vehicle Applications
CF-6 Standard	64740	6 ft.	1.5 cu. yd	N/A	420 lbs	37"	70"	92"	Dual 1/2hp 12V Electric	Hold Down Kit	Auger	3/4 to 1 Ton Trucks
CF-6StandardEC	64740L	6 ft.	1.5 cu. yd	N/A	420 lbs	37"	70"	92"	Dual 1/2hp 12V Electric	Hold Down Kit	Auger	3/4 to 1 Ton Trucks
CF-8 Standard	64742	8 ft.	2.0 cu. yd	N/A	625 lbs	37"	70"	115"	Dual 1/2hp 12V Electric	Hold Down Kit	Auger	3/4 to 1 Ton Trucks
CF-8StandardEC	64742L	8 ft.	2.0 cu. yd	N/A	625 lbs	37"	70"	115"	Dual 1/2hp 12V Electric	Hold Down Kit	Auger	3/4 to 1 Ton Trucks
CF-6 DLX	66263	6 ft.	1.5 cu. yd	175 gallons	420 lbs	37"	70"	92"	Dual 1/2hp 12V Electric	Hold Down Kit	Auger	3/4 to 1 Ton Trucks
CF-6 DLX EC	66264	6 ft.	1.5 cu. yd	175 gallons	420 lbs	37"	70"	92"	Dual 1/2hp 12V Electric	Hold Down Kit	Auger	3/4 to 1 Ton Trucks
CF-8 DLX	66265	8 ft.	2.0 cu. yd	200 gallons	625 lbs	37"	70"	115"	Dual 1/2hp 12V Electric	Hold Down Kit	Auger	3/4 to 1 Ton Trucks
CF-8 DLX EC	66266	8 ft.	2.0 cu. yd	200 gallons	625 lbs	37"	70"	115"	Dual 1/2hp 12V Electric	Hold Down Kit	Auger	3/4 to 1 Ton Trucks

### Crossfire Accessories

Description	CFS-6	CFS-8	CFD-6	CFD-8
Standard 21.5" Chute	64921	64921	64851	64851
Extended 29.5" Chute	64907	64907	64922	64922
Controller	15197	15197	15197	15197
Vibrator Kit	64825	64825	64825	64825
Pre Wet Kit (For Standard Models)	64759	64759	INCLUDED	INCLUDED
Side Extension	64762	64763	64762	64763
Work Light	64898	64898	64898	64898
Tarp Kit	64744	64745	64744	Comes Standard
Top Screen	64746	64747	64746	64747
Hold Down Kit	62562	62562	62562	62562
Crossfire Throat Limiter Kit	14316	14316	14316	14316

## DUMP TRUCK SPREADERS – UTG AND RTG



### UTG – Under Tailgate Spreader

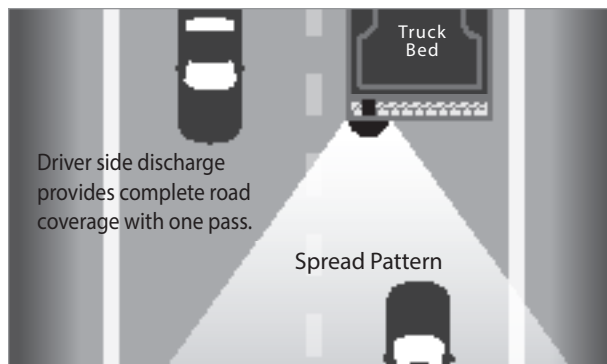
- Mounts below all standard dump body tailgates
- Available in two powerful drive systems; a high performance, low maintenance electric Direct Drive or a heavy duty hydraulic Gearbox Drive
- Adjustable spinner frame optimizes spinner clearance
- Equipped with separate hydraulic motors for the auger and spinner to allow for independent control of each function
- Available in 96" length
- Spread widths from 4 to 40 feet
- Spreads sand, salt or mixed material
- 1 year warranty
- For dump body (5-6-7 GVW Class)




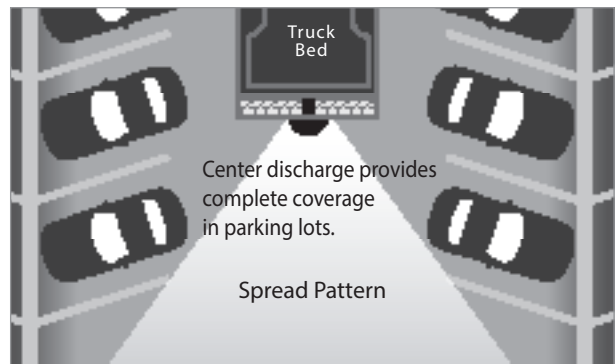
### RTG – Replaceable Tailgate Spreader

- Replaces the standard dump body tailgate
- Equipped with separate electric motors for the auger and the spinner for independent control of each function
- Single 6" auger with continuous filtering discharges approximately 5.0 lbs/rev.
- Polyurethane spinner disc to extend the spinner life
- Available in stainless steel
- Available in 84" length
- Spread widths from 4 to 40 feet
- Spreads sand, salt or mixed material
- 1 year warranty
- For dump body (5-6-7 GVW Class)

Driver Discharge



Center Discharge




### Top and Bottom Door Clean Out

Provides quick and easy access for maintenance operations after use and makes it easier to clean prior to off-season storage.



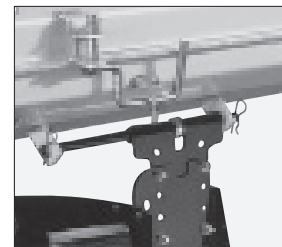
### Safety Interlock Systems

Our exclusive hydraulic or electric safety interlock system disables the auger during clean out and maintenance operations sfor optimum safety.



### 18" Poly Spinner

Constructed using long-life polyurethane. Designed to provide maximum material flow with precise spread patterns.



### Spinner Stabilization Kit

Keeps spinner parallel to the road to maintain a consistent spread pattern.

## DUMP TRUCK SPREADERS – UTG AND RTG

### UTG Product Specifications

Model	Part #	Hopper Length	Capacity	Weight	Height	Width	Depth	Hopper	Operating System	Vehicle Applications
BL960 DD	64230	N/A	N/A	450 lbs	19"	96"	18"	Stainless Steel	Central Hydraulic	Dump Body (Class 5, 6, or 7)
BL960 CD	66002	N/A	N/A	450 lbs	19"	96"	18"	Stainless Steel	Central Hydraulic	Dump Body (Class 5, 6, or 7)
UTG Direct Drive-SS	63546	N/A	N/A	540 lbs	19"	96"	18"	Stainless Steel	Central Hydraulic	Dump Body (Class 5, 6, or 7)
UTG Gear Drive-SS	63548	N/A	N/A	571 lbs	19"	96"	18"	Stainless Steel	Central Hydraulic	Dump Body (Class 5, 6, or 7)
UTG CD Electric	63902	N/A	N/A	450 lbs	22.75"	96"	18"	Stainless Steel	1/2hp 12V Electric	Dump Body (Class 5, 6, or 7)
UTG DD Electric	63903	N/A	N/A	450 lbs	22.75"	96"	18"	Stainless Steel	1/2hp 12V Electric	Dump Body (Class 5, 6, or 7)

### RTG Product Specifications

Model	Part #	Hopper Length	Capacity	Weight	Height	Width	Fits Bed Width (ID)	Depth	Hopper	Operating System	Vehicle Applications
RTG CD Electric	63906	N/A	N/A	450 lbs	22.75"	78.25"	78" - 84"	16.5"	Stainless Steel	1/2hp 12V Electric	Dump Body (Class 5, 6, or 7)
RTG CD Electric	63907	N/A	N/A	540 lbs	22.75"	84.25"	84" - 90"	16.5"	Stainless Steel	1/2hp 12V Electric	Dump Body (Class 5, 6, or 7)

### UTG and RTG Accessories

DESCRIPTION	UTG	RTG
Wired Controller Package (Electric Units Only)	64458	N/A
Controller Only	63962	N/A
Control Valve (Hydraulic Units Only)	62213	62213
Central Hose Kit (Hydraulic Units Only)	62214	62214
Central Pump Kit (Hydraulic Units Only)	61199	61199
Central 7 Gal Tank Kit (Hydraulic Units Only)	61193	61193
Stabilizer Kit	64231(BL960 ONLY)	N/A
Side Shields	64776 (2) (BL960 ONLY)	N/A
135 Gal UTG Pre-Wet System	63921	N/A
Dielectric Grease	15632	15632
Paint Yellow Spray (12/case)	08677	08677
Paint Yellow Cans (4/1qt.)	08755	08755

## NOTES

---



---



---





---


## DUMP TRUCK SPREADERS - CROSS CONVEYOR

### TAILGATE CROSS CONVEYOR


- Versatile four-season use
- Most efficient method of distributing granular or asphalt material on the market
- Uses include shouldering, filling a ditch, patching asphalt or spreading sand
- Saves labor, time and material
- Mounts quickly and easily underneath your dump body's tailgate
- Driver and Passenger side feedgates allow material to be discharged from either side
- Replaceable rubber chain shields run the full length of the trough to minimize material build up in the conveyor chain
- Hinged top cover makes dump truck functional during non-spreading operations
- Belt rated to 350° F
- 1 year warranty




High Temperature, Belt-Over Chain Conveyor makes dump truck functional during non-spreading activities.



Optional 4' Motorized Conveyor Extension gives you extra reach for ditch filling or hard to reach locations. Part #63960



Standard 24-inch Extension can be mounted on either side for optimal material flow. Part #64704



Screw-Type Gate Jacks allows material output adjustment when loaded.



Optional Spinner Attachment available for snow and ice control. Part #63959

# DUMP TRUCK SPREADERS - CROSS CONVEYOR

## Tailgate Cross Conveyor Product Specifications

Model	Part #	Hopper		Weight	Height	Width	Depth	Hopper	Operating System	Mounting Method	Vehicle Application
		Length	Capacity								
CrossConveyor-STCC	62729	N/A	N/A	1100 lbs.	33.39"	102"	34.5"	Steel	Central Hydraulic	Under Tailgate	Class 5, 6, or 7

## Tailgate Cross Conveyor Accessories

	102" STCC Cross Conveyor
Chain Oiler	62126
Rear Light Bar Kit	63957
Reversing Valve	63958
Spinner ACY Kit	63959
Four Foot Motorized Ext.	63960
Conveyor End Extension	64704
Folding Leg Stand	64703
Central Hose Kit (Hydraulic Units Only)	62214
Central Pump Kit (Hydraulic Units Only)	61199
Central 7 Gal Tank Kit (Hydraulic Units Only)	61193
Dielectric Grease	15632
Meyer Coolube Grease - Cartridge	15182
Meyer Coolube Grease - Aerosol	15186
Paint Yellow Cans (4/1qt.)	08755
Paint Yellow Spray (12/case)	08677

## NOTES

---



---



---



---



---

# PICKUP TRUCK LIQUID APPLICATION - ANTI-ICER


## 100, 200, 300 AND 400 GALLON ANTI-ICERS

- Unique tank design utilizes less bed space
- Four capacities to meet your exact needs
- Poly tank construction minimizes maintenance
- Sprays anti-ice, dust control, herbicide, and pesticide materials
- Truck Class: Utility Vehicles, Class 2 thru Class 5\*
- Lane Coverage: 1 lane




\* Never exceed the load capacity of your truck. Check your owner's manual.

100 gallon unit easily fits in most utility vehicles




**Wireless Control**  
Wireless control of all functions from inside the cab.



**Optional Electric Hose Reel with Stainless Steel Roller Guides**  
Makes clean-up work quick and easy. Rewind hose with the press of a button.



**Adjustable Spray Gun**  
Features multiple nozzles for anti-icing in areas that vehicles can't reach such as sidewalks and steps.



**Spray Nozzle**  
Spray boom features nozzles with 3 different spray patterns.

## NOTES

---



---



---



---



---



# PICKUP TRUCK LIQUID APPLICATION - ANTI-ICER


## Anti-Icer Product Specifications

Model	Tank Capacity	Weight	Height	Width	Depth	Hopper	Drive	Remote Start	Mounting Method (Optional)	Vehicle Application
100 gal. Tank Only	100 Gallons	410 lbs	35"	66"	39"	Poly	5.5 hp Honda	Yes	Slide In/Tension Bar	1/2 Ton+
200 gal. Tank Only	200 Gallons	440 lbs	37"	70"	39"	Poly	5.5 hp Honda	Yes	Slide In/Tension Bar	3/4 Ton+
300 gal. Tank Only	300 Gallons	470 lbs	37"	70"	39"	Poly	5.5 hp Honda	Yes	Slide In/Tension Bar	1 Ton+
400 gal. Tank Only	400 Gallons	500 lbs	39"	71"	52"	Poly	5.5 hp Honda	Yes	Slide In/Tension Bar	1 Ton+

## Pricing a Complete Anti-Icer System







Choose one item number each from steps 1 through 4, then add any optional accessories from step 5.

ORDER STEPS	DESCRIPTION	ITEM #
STEP 1	PICK YOUR TANK: All tanks include standard 5.5hp Honda Engine, remote control and pump	
	100 GALLON TANK WITH (MANUAL START ENGINE)	64506
	200 GALLON TANK WITH (ELECTRIC START ENGINE)	64507
	300 GALLON TANK WITH (ELECTRIC START ENGINE)	64508
	400 GALLON TANK WITH (ELECTRIC START ENGINE)	64509
STEP 2	PICK YOUR HOSE AND HOSE REEL	
	12" MANUAL HOSE REEL WITH 150 FOOT HOSE	64511
	12" ELECTRIC HOSE REEL WITH 150 FOOT HOSE	64512
	18" MANUAL HOSE REEL WITH 300 FOOT HOSE	64513
	18" ELECTRIC HOSE REEL WITH 300 FOOT HOSE	64514
STEP 3	CHOOSE GUN	
	STANDARD GUN KIT	64224
STEP 4	CHOOSE BOOM	
	2 NOZZLE BOOM (USE WITH 100 GAL ONLY)	64542
	5 PORT BOOM (USE WITH 200-400 GAL)	64543
STEP 5	OPTIONAL ACCESSORIES	
	WIRED CONTROLLER CONVERSION	62334 + 63167
	ROOT FEEDER	64517
	TREE GUN	64518
	LITE-TREE GUN	64519
	TERMITE TOOL	64520
	TANK FILTER	64521
	MEASURING WHEEL	64522
	SLIDE IN TENSION STYLE CARGO BAR	64223
	PRESSURE GAUGE	64523
	NOZZLE KIT (A, C, E)	66215
	NOZZLE KIT (B, D)	66216
	NOZZLE KIT (A, B, C, D, E)	66217



Boom Nozzles

## SPREADER ACCESSORIES - TAILGATE SPREADER AUGERS

Part #	Image	Description	Standard on...	Can Be Used With...	You Should Use This...
34300		Rock Salt Brush Auger (Course Material)	BL 240 BL 400 BL 750	BL 240 BL 400 BL 750 Blaster 350 Blaster 350S Blaster 750R Blaster 750S	...to reduce course material like rock salt from leaking out of the hopper when the spinner is idle.
34301		Fine Salt Brush Auger (Fine Materials)	Sold as an accessory only	BL 240 BL 400 BL 750 Blaster 350 Blaster 350S Blaster 750R Blaster 750S	...to reduce fine material from leaking out of the hopper when the spinner is idle.
34306		Spiral Steel Auger	Blaster 350 Blaster 350S Blaster 750R Blaster 750S Blaster 750RS	BL 240 BL 400 BL 750 Blaster 350 Blaster 350S Blaster 750R Blaster 750RS	...when applying material made up of different types of aggregate, (e.g., rock salt, grit and cinders). The steel spiral auger must be used.
34118		Spike Auger Aggregate	Sold as an accessory only	BL 240 BL 400 BL 750 Blaster 350 Blaster 350S Blaster 750R Blaster 750RS	...to prevent course aggregate material, (e.g., grit, cinders, gravel). from clogging in the discharge throat.
34604		Aggregate Spike Extension Kit (attaches to 34306 or 34118)	Std on Blaster "S" units	Blaster 350 Blaster 350S Blaster 750RS Blaster 750R	...when you want to focus the agitation of material that is closer to the throat of the hopper. Only for use with 34306 steel auger.
34109		Aggregate Chain Kit (attaches to 34118 or 34306)	Sold as an accessory only	Blaster 350 Blaster 350S Blaster 750R Blaster 750RS	...when you want to agitate sand, grit, gravel combination mix. Only for use with 34306 steel auger.

PRECAUTION: All tailgate spreaders, regardless of brand, require the use of free-flowing material for optimum/best performance.

NOTE: Auger extensions (34604, 34109) fit and work exclusively with auger 34306 or 34118 and are redesigned to provide additional internal agitation to facilitate the flow of non-salt material. (e.g. aggregate materials such as grit, gravel, sludge, cinders, etc.). Auger extensions cannot be used with Rock Salt.

NOTE: Other Blaster models will accept extensions but #34306 auger is required. Auger extensions (34604, 34109) are redesigned to be used in conjunction with the internal baffle kit. Baffle kits come standard with the 750RS and 350S models.

# SPREADER ACCESSORIES

## TAILGATE SPREADERS

### Mini - Mate - Blasters

Removable Hopper Screen – Screen material while filling the hopper to break up clumps which can cause damage to the auger and reduce performance. Available in 2" x 2" or ½" x ½" mesh.

Part #34700 (Blaster Series) 2" X 2" Mesh  
Part #34701 (Blaster Series) ½" X ½" Mesh



Flow Gate Control — Controls the amount of material needed for a specific application. Provides manual adjustment of material flow to the spinner.

Part #34900 (Blaster Series)



Motor Guard and Integrated Storage Stand – Universal bolt-on accessory for motor protection. It also serves as a convenient off vehicle storage stand when spreader is not mounted on a vehicle.

Part #36407 (Blaster and Mini Series)



Sand/Salt Vibrator Kit (available option for models 350, 750 and 750R) – Standard on 350S, 750S and 750RS models, lets you spread a 50/50 blend of rock salt and sand or sand only. Includes extended auger, vibrator, vibrator mounting plate, baffle plate and vibrator harness.

Part #34600 (Blaster Series)



BL Tailgate Spreader Vibrator Kit - Keep rock salt free-flowing using the optional vibrator kit.

Part # 34606 (BL Series)

3" Meyer Equipment Lock – Protect your spreader from theft. 3" locking pin connects/disconnects quickly. Comes with two (2) keys and instructions.

Part #07695



Blaster, Mini and Mate Spreader Controller — The most reliable and convenient controller on the market, this lightweight and compact unit comes standard with many easy-to-use, performance enhancing features such as:



(a) Auto Spinner Stop Mode – when selected, the spinner automatically stops when the brake is depressed for five seconds, saving salt.

(b) Auto Vibrate Mode – when selected, the vibrator will automatically cycle every 60 seconds; this keeps materials agitated and ready for application.

Includes convenient features such as illuminated controls for visual clarity at night, and a variable-speed dial that controls spinner speed. If the controller senses that the motor is not operating, it automatically shuts down the spreader allowing you to inspect the system. Comes standard with easy-to-replace automotive-type fuses. Requires minimal installation and comes with all mounting hardware and instructions for easy installation.

Part #22800 (Blaster – Mini and Mate Series)

BL Tailgate Spreader Controller - An easy to use, variable speed controller. Features include easy to use buttons, digital speed display, compatible with optional vibrator.



3-Point Hitch Mounting — Adapts the Meyer BL240, 400, and 750, the Blaster 350, 350S, 750R, 750RS, and the Mini to any standard 3-point hitch configuration. Perfect for golf courses, universities, institutions and agricultural applications. Mounts easily and comes with instructions and hardware.

Part #36500 (BL240/400/750, Blaster 350/350S, Blaster 750R/750RS, and Mini)



## NOTES

---



---



---



---



---



---

## SPREADER ACCESSORIES (CONT.)

### WALK-BEHIND PUSH SPREADERS - HOTSHOTS

**Weather Cover (Shower Cap)** — This custom fitted see-through weather cap snugly fits on the Hotshot hoppers providing maximum protection from the elements, keeping your materials dry and free flowing.

Part #PSB14606 Hotshot 70RD/HD  
 Part #PSB14872 Hotshot 100HD  
 Part #AF40883 Hotshot 85




**Hotshot Salt Deflector Shield** — Allows a user to place salt exactly where it needs to go without damaging expensive landscaping. Deflectors come as one (1) each and are easily installed.

Part #PSB15464 Hotshot 70RD  
 Part #PSB15972 Hotshot 70HD  
 Part #PSB16096 Hotshot 100HD

**Hotshot Internal Screen** — Screens material while filling the hopper in order to breakup clumps which can cause damage to the auger and reduce performance. Meyer's Hotshots come standard with internal spreader screens for all models. Replaceable screens come as one (1) each, are easily installed and come with instructions for quick and easy installation.


Part #PSB14603 Hotshot 70RD  
 Part #PSB14603 Hotshot 70HD  
 Part #PSB14863 Hotshot 100HD



### SPREADERS: LPV – PV – POLYHAWK - MDV

**Liquid Pre-Wet System (PV)** – Pre-wetting salt prior to spreading can reduce salt consumption by 20 to 30% and reduce the time to achieve bare pavement from 20 hours to 2 hours. Our fully-integrated pre-wetting system includes two fifteen gallon tanks (one for each side of the spreader) and the mounting brackets to install the pre-wet system. The system includes a cab-mounted variable speed controller for adjusting liquid output. Two variable orifice rubber nozzles are provided to evenly treat granular material as it falls onto the spinner disc.

Part #63938



**Liquid Pre-Wet System (MDV)** – Pre-wetting salt prior to spreading can reduce salt consumption by 20 to 30% and reduce the time to achieve bare pavement from 20 hours to 2 hours. Our fully integrated pre-wetting system includes two thirty-gallon tanks (one for each side of the spreader) and the mounting brackets to install the pre-wet system. The system includes a cab-mounted variable speed controller for adjusting liquid output. Two variable orifice rubber nozzles are provided to evenly treat granular material as it falls onto the spinner disc.

Part #64131



**Tarp Kit (Hopper Spreaders)** – Prevents moisture and debris from getting into your hopper. The rugged, one piece, fitted tarp is waterproof and has ultraviolet protection for long life. Durable rubber tarp straps can be quickly removed for hopper filling. The Tarp Kit includes all parts required to mount to a spreader.

Part # 67500 (Elite 3') Part # 62260 (MDV - 8')  
 Part # 67506 (Elite 4') Part # 62261 (MDV - 9')  
 Part # 67508 (Elite 6') Part # 62262 (MDV - 10')  
 Part # 67510 (Elite 8') Part # 66197 (Polyhawk 6')  
 Part # 67513 (HC Elite 8') Part # 63684 (Polyhawk 8')  
 Part # 67515 (HC Elite 10') Part # 64744 (Crossfire 6')  
 Part # 62546 (PV - 7'/8') Part # 64745 (Crossfire 8')



**Nylon Strap Mounting Kit (Hopper Spreaders)** – Our nylon strap mounting kits are designed to hold up against harsh winter elements. Mounting Kit includes four heavy duty 2" nylon ratcheting straps and hardware to quickly mount your PV, MDV, Elite, Polyhawk, or Crossfire.

Part #62562



**Spill Shield (PV)** – Protect the front of your vehicle and minimize waste with our 10" spill shield. Our bolt on spill shield prevents material loss while loading the unit by directing the material back into the hopper.

Part #63922 Carbon Steel Spill Shield  
 Part #63923 Stainless Steel Spill Shield



**Spill Shield (MDV)** – Protect the front of your vehicle and minimize waste with our 10" spill shield. Our spill shield prevents material loss while loading the unit by directing the material back into the hopper.

Part #63927 Carbon Steel Spill Shield  
 Part #63928 Stainless Steel Spill Shield

**Six Inch Side Extension (PV)** – Our 6" tall side extensions add approximately 0.66 cubic yards of capacity to the spreader. Side extensions easily bolt together allowing you to add capacity to your 7' or 8' steel PV without any welding.

Part #63924 7ft. Carbon Steel PV  
 Part #63925 7ft. Stainless Steel PV  
 Part #63895 8ft. Carbon Steel PV  
 Part #63926 8ft. Stainless Steel PV



**Side Extension (Crossfire)** – Our 6" tall side add approximately .5 cubic yards of capacity to the spreader. Extensions easily fit together and slide into the existing mounting pockets of your 6' or 8' Crossfire spreader.

Part # 64762 6' Crossfires  
 Part # 64763 8' Crossfires

**Twelve Inch Side Extension (MDV)** – Our 12" tall side extensions add approximately 2 cubic yards of capacity to the spreader. The side extensions easily bolt together allowing you to add capacity to your 9' or 10' steel MDV without any welding.

Part #64127 9ft. Carbon Steel MDV  
 Part #64128 9ft. Stainless Steel MDV  
 Part #64129 10ft. Carbon Steel MDV

## SPREADER ACCESSORIES (CONT.)

Part #64130 10ft. Stainless Steel MDV

Six-Inch Side Extension (LPV) – Our 6" tall side extensions add approximately 0.44 cubic yards of capacity to the spreader. The side extensions easily bolt together allowing you to add capacity to your 8' stainless steel LPV without any welding.

Part #63538

Six and Twelve Inch Side Extension (Elite ATV/UTV Spreaders) – Our 6" tall side extensions add approximately .18 cubic yards of capacity to a 3' spreader and approximately .28 cubic yards of capacity to a 4' spreader without any welding. Our 12" tall side extensions add approximately .33 cubic yards of capacity to a 3' spreader and approximately .6 cubic yards of capacity to a 4' spreader without any welding.

Part #67516 3ft. SS 6"

Part #67528 4ft. SS 6"

Part #67522 3ft. SS 12"

Part #67536 4ft. SS 12"

Six and Twelve Inch Side Extension (Elite Pickup Truck Spreaders) – Our 6" tall side extensions add approximately .42 cubic yards of capacity to a 6' spreader and approximately .56 cubic yards of capacity to a 8' spreader without any welding. Our 12" tall side extensions add approximately .9 cubic yards of capacity to a 6' spreader and approximately 1.2 cubic yards of capacity to a 8' spreader without any welding.

Part #67530 6ft. SS 6"

Part #67532 8ft. SS 6"

Part #67533 8ft. CS 6"

Part #67538 6ft. SS 12"

Part #67540 8ft. SS 12"

Part #67541 8ft. CS 12"

Six and Twelve Inch Side Extension (Elite High Capacity Spreaders) – Our 6" tall side extensions add approximately .98 cubic yards of capacity to a 8' HC spreader and approximately 1.1 cubic yards of capacity to a 10' HC spreader without any welding. Our 12" tall side extensions add approximately 1.86 cubic yards of capacity to an 8' HC spreader and approximately 2.2 cubic yards of capacity to a 10' HC spreader without any welding.

Part #67544 8ft. SS 6"

Part #67546 10ft. SS 6"

Part #67547 8ft. SS 12"

Part #67549 10ft. SS 12"

Battery Harness Kit (PV, PolyHawk, Elite, LPV, and MDV) – Eliminate the need for an auxiliary battery. Meyer's Battery Harness Kit contains all the hardware necessary to utilize the power of your vehicle battery to drive your spreader. Fits all truck sizes.

Part #62565



Variable Speed Optional Wired Controller System for Gas Spreader (Utility LPV, LPV, PV, MDV, PolyHawk, Elite, and Anti-Icer) – The control system conveniently mounts in cab and is fully accessible by the operator. The unit features a blast function that surges the motor to 80 amps to shake clogs loose and break up clumps that may be blocking the material flow. Unit is easy to install and comes complete with marine-type connectors to ensure connectivity. Compatible with all Meyer 6.5hp, 10.5hp B&S and 11hp Honda gas driven spreaders. (Requires (1) 63167 Harness)

Part #62334

Part #63167 Harness

Variable Speed Standard Wireless Controller System for Gas Spreader (Utility LPV, LPV, PV, MDV, Elite, and PolyHawk) – The Standard Gas Engine Wireless Controller System provides the same control of a wired controller, but in a wireless version! The hand held wireless transmitter allows you to control all the basic functions of your controller from up to 75 feet away! The receiver unit's sealed enclosure is vibration and waterproof for rugged durability.

Requires stand-alone 12V spreader mounted battery (not included). Compatible with all Meyer 10.5hp B&S and 11hp Honda gas driven spreaders. Standard System includes micro-sized remote control.

Part #66190 Standard Control Kit

Part #66191 Controller Only

Part #66196 Remote Charger

Remote Control Transmitters Only (Replacement)

Part #66191 Standard remote Gas only

Sure Flow Vibrator (Elite, HC Elite, Crossfire, LPV, PV, PolyHawk and MDV) – Meyer's Sure Flow Vibrator Kit delivers 200 pounds of force to break up even the most stubborn materials. Included in the kit is everything you need to mount the vibrator to your spreader including all hardware, wiring and a mounting plate.

(Vibrator not available for Meyer Base Line insert hopper spreaders.)

Part #63390 Excluding Crossfire Deluxe

Part #64825 Crossfire Deluxe



DUMP TRUCK SPREADERS: RTG, UTG AND STCC

Light Kit (STCC) – Increase your visibility to vehicles behind you with this Light Kit specifically designed for your Meyer STCC. Includes stop, turn and tail lights, three light cluster, junction box and both halves of the 7 pin trailer plug. All lights are installed and pre-wired at factory.

Part #63957



Reversing Valve (STCC) – Want to easily spread material to the right or left? This easy to install reversing valve allows the operator to select conveyor direction at the rear of truck. Includes valve, mounting brackets and hose to mount to spreader.

Part #63958





## SPREADER ACCESSORIES (CONT.)

Spinner Assembly Kit (STCC) – Convert your STCC to a snow and ice control machine. The Spinner Assembly Kit includes everything you need to spread sand or sand/salt mix. Includes an 18" polyurethane spinner disc driven by a direct coupled top mounted hydraulic motor for improved control and spreading capabilities. Can be installed on right or left end of spreader to satisfy various spreading requirements. Not recommended for straight salt applications due to high output volume.  
Part #63959



Four Foot Motorized Extension (STCC) – Extends material drop approximately four feet from either end of the cross conveyor which improves the effectiveness of shouldering and trench filling applications. Fold up design for easy transportation and storage between uses. Lightweight Straight belt conveyor runs off main conveyor circuit to eliminate extra hydraulics on vehicle.  
Part #63960



Hydraulic Control Valve (UTG and RTG) – This control valve allows for independent control of both the spinner and auger motors for precise material spreading. Requires central hydraulic system on your vehicle.  
Part #62213



Central Hydraulic Hose Kit (UTG, RTG and STCC) – This hose kit includes all of the hoses, fittings and hardware for connecting a UTG, RTG or STCC spreader unit to the central hydraulic system of your truck. For 9 to 15 foot dump bed lengths.  
Part #62214



Central Hydraulic Pump Kit (UTG, RTG and STCC) – This stand-alone pump is designed to connect to the vehicle's transmission through a 24" shaft (included). All necessary mounting brackets, Suction Hose and fittings, U-Joints and hardware included. Requires 7 gallon Tank Kit (#61193).  
Part #61199



Central Hydraulic 7 Gallon Tank Kit (UTG, RTG and STCC) – This 7 gallon tank reservoir connects to the Pump Kit (61199) and is designed to provide oil flow for the Meyer UTG, RTG or STCC spreader.  
Part #61193



Meyer Sno-Flo Industrial Paint – Our specially formulated paint is designed to withstand the harsh winter environment. Meyer Yellow, Black and White Primer is available in aerosol spray cans (12/case) and Meyer Yellow brushable paint is available in 1 quart cans (4/case) that can be shipped via UPS.  
Part #08755 Brush Yellow (4/1qt.cans/UPS)  
Part #08677 Spray Case Yellow (12cans/case)



Meyer Dielectric Grease — Specially formulated to coat and protect electrical connections from deteriorating elements such as salt and road grime. It is recommended to coat all electrical connections prior to winter and each time you reconnect to ensure optimal performance. Grease comes one (1) each, 2.7oz tube.  
Part #15632



Meyer Coolube — Multipurpose, non-soap based grease provides better lubrication in harsh conditions, higher speeds and lower temperatures. Holds up over a wider temperature range (-40°F to 440°F). Works wet or dry. Sold in cases of 10 tubes; tube fits a standard grease gun.  
Part #15182



Meyer Coolube Aerosol Grease — Has the same features of our standard lube in a convenient spray can. Formulated to remain on metal surfaces longer than ordinary greases. Sold in cases of 12 aerosol cans.  
Part #15186



3" Meyer Equipment Lock – Protect your spreader from theft. 3" locking pin connects/disconnects quickly. Comes with two (2) keys and instructions.  
Part #07695



Spreader Display Stand – Makes it easy to display or store two Blaster tailgate spreaders. Features powder coated painted frame and extra wide base for secure storage. (Blaster spreaders not included).  
Part #32402





# SPREADER ACCESSORIES CHART

## Drop, Broadcast and Tailgate Spreader Accessories

	HOTSHOT 50	HOTSHOT 85	HOTSHOT 70	HOTSHOT 70 HD	HOTSHOT100HD	HOTSHOT 120	MEYER 240 / 400 / 750	MEYER MINI JR.	MEYER MATE XL	BLASTER 350	BLASTER 350S	BLASTER 750	BLASTER 750S	BLASTER 750R	BLASTER 750RS
<b>MOUNTS</b>															
3-POINT HITCH	N/A	N/A	N/A	N/A	N/A	N/A	36500	36500	38200	36500	36500	N/A	N/A	36500	36500
<b>SCREENS AND COVERS</b>															
WEATHER COVER (SHOWER CAP)	N/A	AF40883	PSB14606	PSB14606	PSB14872	AF40825	N/A	N/A	N/A	N/A	N/A	N/A	N/A	N/A	N/A
SALT DEFLECTOR SHIELD	N/A	N/A	PSB15464	PSB15972	PSB16096	AF46119	N/A	N/A	N/A	N/A	N/A	N/A	N/A	N/A	N/A
SALT SCREEN (36600 INCLUDES BAG CUTTER)	N/A	N/A	PSB14603	PSB14603	PSB14863	AF47441	N/A	36600	N/A	N/A	N/A	N/A	N/A	N/A	N/A
HOPPER SCREEN 2" X 2"	N/A	N/A	N/A	N/A	N/A	N/A	N/A	N/A	N/A	34700	34700	34700	34700	34700	34700
HOPPER SCREEN 1/2" X 1/2"	N/A	N/A	N/A	N/A	N/A	N/A	N/A	N/A	N/A	34701	34701	34701	34701	34701	34701
<b>FLOW CONTROL</b>															
CONTROLLER	N/A	N/A	N/A	N/A	N/A	N/A	34405	22800	22800	22800	22800	22800	22800	22800	22800
SAND/SALT VIBRATOR KIT	N/A	N/A	N/A	N/A	N/A	N/A	N/A	N/A	INCLUDED	34600	INCLUDED	34600	INCLUDED	34600	INCLUDED
FLOW GATE ASSEMBLY	N/A	N/A	N/A	N/A	N/A	N/A	34900	34900	N/A	34900	34900	34900	34900	34900	34900
BRUSH AUGER KIT (COARSE)	N/A	N/A	N/A	N/A	N/A	N/A	34300	N/A	N/A	34300	34300	34300	34300	34300	34300
BRUSH AUGER KIT (FINE)	N/A	N/A	N/A	N/A	N/A	N/A	34301	N/A	N/A	34301	34301	34301	34301	34301	34301
SPIRAL STEEL AUGER	N/A	N/A	N/A	N/A	N/A	N/A	34306	N/A	N/A	34306	34306	34306	34306	34306	34306
SPIKE AUGER (AGGREGATE)	N/A	N/A	N/A	N/A	N/A	N/A	34118	N/A	N/A	34118	34118	34118	34118	34118	34118
AGGREGATE SPIKE EXTENSION KIT	N/A	N/A	N/A	N/A	N/A	N/A	N/A	N/A	N/A	34604	34604	34604	34604	34604	34604
AGGREGATE CHAIN KIT	N/A	N/A	N/A	N/A	N/A	N/A	N/A	N/A	N/A	34109	34109	34109	34109	34109	34109
<b>MAINTENANCE AND CONVENIENCE</b>															
RECEIVERHITCHSPREADERLOCK3"	N/A	N/A	N/A	N/A	N/A	N/A	07695	07695	N/A	07695	N/A	N/A	07695	07695	07695
INDUSTRIAL LIGHT KIT, HD - LED LIGHT	N/A	N/A	N/A	N/A	N/A	N/A	34610	34610	34610	34610	34610	34610	34610	34610	34610
MOTOR GUARD	N/A	N/A	N/A	N/A	N/A	N/A	N/A	36407	38250	36407	36407	36407	36407	36407	36407
DIELECTRIC GREASE - 2.7OZTUBE	N/A	N/A	N/A	N/A	N/A	N/A	15632	15632	15632	15632	15632	15632	15632	15632	15632
COOLUBE GREASE - CARTRIDGE	N/A	15182	15182	15182	15182	15182	15182	15182	15182	15182	15182	15182	15182	15182	15182
COOLUBE GREASE - AEROSOL	N/A	15186	15186	15186	15186	15186	15186	15186	15186	15186	15186	15186	15186	15186	15186
BRUSH YELLOW (4-1QT CANS/CASE)	N/A	08755	08755	08755	08755	N/A	08755	08755	08755	08755	08755	08755	08755	08755	08755
SPRAY CASE YELLOW (12 CANS/CASE)	N/A	08677	08677	08677	08677	N/A	08677	08677	08677	08677	08677	08677	08677	08677	08677
MEYER BIG YELLOW BOX	32403	32403	32403	32403	32403	32403	32403	32403	32403	32403	32403	32403	32403	32403	32403
DRIVEWAY MARKER (BOX OF 100)	N/A	03240	03240	03240	03240	N/A	03240	03240	03240	03240	03240	03240	03240	03240	03240

# SPREADER ACCESSORIES CHART (CONT.)

## Elite Spreader Accessories

	Elite 3	Elite 4	Elite 6	Elite 8 CS	Elite 8 SS	HC Elite 8	HC Elite 10
HOLD DOWN KIT	62562	62562	62562	62562	62562	62562	62562
VIBRATOR KIT	63390	63390	63390	63390	63390	63390	63390
TARP	67500	67506	67508	67510	67510	67513	67515
6" SIDE EXTENSION	67516	67528	67530	67533	67532	67544	67545
12" SIDE EXTENSION	67522	67536	67538	67541	67540	67547	67549

## LPV, PV 7' and 8' Insert Hopper Spreader Accessories

	LPV 3' SS	LPV 3' SS (GAS)	LPV 4' SS	LPV 4' SS (GAS)	LPV 5' SS	LPV 6' SS	LPV 7' SS	LPV 8' SS	BL600 PV 6'	PV 7' CS	PV 7' SS	PV 7' CS HYDRAULIC	PV 7' SS HYDRAULIC	PV 8' CS	PV 8' SS	PV 8' SS DUAL ELECTRIC
6" SIDE EXTENSIONS	N/A	N/A	N/A	N/A	N/A	N/A	N/A	63538	64241	63924	63925	63924	63925	63895	63926	63926
HOLD DOWN KIT	62562	62562	62562	62562	62562	62562	62562	62562	62562	62562	62562	62562	62562	62562	62562	62562
VEHICLE WIRING HARNESS	N/A	62565	N/A	62565	N/A	N/A	N/A	N/A	62565	62565	62565	N/A	N/A	62565	62565	N/A
WIRELESSCONTROLLERPACKAGE	N/A	66191	N/A	66191	N/A	N/A	N/A	N/A	66191	66191	66191	N/A	N/A	66191	66191	N/A
VIBRATOR KIT	N/A	N/A	N/A	N/A	N/A	N/A	N/A	N/A	63390	63390	63390	63390	63390	63390	63390	63390
TARP KIT	N/A	N/A	N/A	N/A	N/A	N/A	N/A	N/A	64246	62546	62546	62546	62546	62546	62546	62546
DIELECTRIC GREASE - 2.7OZ TUBE	15632	15632	15632	15632	15632	15632	15632	15632	15632	15632	15632	15632	15632	15632	15632	15632
COOLUBE GREASE - CARTRIDGE	15182	15182	15182	15182	15182	15182	15182	15182	15182	15182	15182	15182	15182	15182	15182	15182
COOLUBE GREASE - AEROSOL	15186	15186	15186	15186	15186	15186	15186	15186	15186	15186	15186	15186	15186	15186	15186	15186
PRE-WET SYSTEM (2-15 GALLON)	N/A	N/A	N/A	N/A	N/A	N/A	N/A	N/A	63938	63938	63938	63938	63938	63938	63938	63938
CHAIN SHIELDS	N/A	N/A	N/A	N/A	N/A	N/A	N/A	N/A	64243	N/A	N/A	N/A	N/A	N/A	N/A	N/A

## MDV and PolyHawk Insert Hopper Spreader Accessories

	MDV-944 CS	MDV-944 CS HYDRAULIC	MDV-1044 CS	MDV-944 SS	MDV-1044 SS	MDV-944 SS HYDRAULIC (W OR W/O AUGER)	MDV-1044 SS HYDRAULIC (W OR W/O AUGER)	MDV-1044 CS HYDRAULIC	MDV-A844 AUGER ELECTRIC/ ELECTRIC DRAG CHAIN	MDV-A944 AUGER ELECTRIC/ ELECTRIC DRAG CHAIN	MDV-A1044 AUGER ELECTRIC/ ELECTRIC DRAG CHAIN	6' POLYHAWK GAS	6' POLYHAWK ELECTRIC/ HYDRAULIC	8' POLYHAWK SINGLE ELECTRIC	8' POLYHAWK GAS	8' POLYHAWK HYDRAULIC/ DUAL ELECTRIC
WIRELESSCONTROLLERPACKAGE	66190	N/A	66190	66190	66190	N/A	N/A	N/A	N/A	N/A	N/A	66190	N/A	66190	66190	N/A
CHAIN OILER	62126	62126	62126	62126	62126	62126	62126	62126	62126	62126	62126	N/A	N/A	N/A	N/A	N/A
12" SIDE EXTENSIONS	64127	64127	64129	64128	64130	64128	64130	64129	64578	64580	64582	N/A	N/A	N/A	N/A	N/A
VIBRATOR KIT	63390	63390	63390	63390	63390	63390	63390	63390	63390	63390	63390	63390	63390	63390	63390	63390
TARP KIT	62261	62261	62262	62261	62262	62261	62262	62262	62260	62261	62262	66197	66197	63684	63684	63684
DIELECTRIC GREASE - 2.7OZ TUBE	15632	15632	15632	15632	15632	15632	15632	15632	15632	15632	15632	15632	15632	15632	15632	15632
COOLUBE GREASE - CARTRIDGE	18182	18182	18182	18182	18182	18182	18182	18182	18182	18182	18182	18182	18182	18182	18182	18182
COOLUBE GREASE - AEROSOL	18186	18186	18186	18186	18186	18186	18186	18186	18186	18186	18186	18186	18184	18186	18186	18186
PRE-WET SYSTEM (2-30 GALLON)	64131	64131	64131	64131	64131	64131	64131	64131	64131	64131	64131	N/A	N/A	N/A	N/A	N/A

## SPREADER ACCESSORIES CHART (CONT.)

### Crossfire Accessories

Description	CFS-6	CFS-8	CFD-6	CFD-8
Standard Chute	64921	64921	64851	64851
Extended Chute	64907	64907	64922	64922
Vibrator Kit	64825	64825	64825	64825
Pre Wet Kit (For Standard Models)	64759	64759	INCLUDED	INCLUDED
Side Extension	64762	64763	64762	64763
Tarp Kit	64744	64745	64744	64745
Top Screen	64746	64747	64746	64747
Hold Down Kit	62562	62562	62562	62562
Crossfire Throat Limiter Kit	14316	14316	14316	14316

### Dump Truck Spreader Accessories

	UTG	RTG
HYDRAULICS		
CONTROL VALVE (HYDRAULIC UNIT ONLY)	62213	62213
CENTRAL HOSE KIT (HYDRAULIC UNIT ONLY)	62214	62214
CENTRAL PUMP KIT (HYDRAULIC UNIT ONLY)	61199	61199
CENTRAL 7 GALLON TANK KIT (HYDRAULIC UNITS ONLY)	61193	61193
CHAIN OILER - AUTOMATIC	N/A	N/A
PERFORMANCE		
135 GALLON PRE-WET SYSTEM	63921	63921
REVERSING VALVE	N/A	N/A
4' MOTORIZED EXTENSION	N/A	N/A
FOLDING LEG STAND	N/A	N/A
SPINNER KIT	N/A	N/A
STABILIZER KIT	64231 (BL960 ONLY)	N/A
SIDE SHIELDS	64232 (BL960 ONLY)	N/A
PROTECTION AND CONVENIENCE		
REAR LIGHT BAR KIT	N/A	N/A
DIELECTRIC GREASE - 2.7OZ TUBE	15632	15632
COOLUBE GREASE - CARTRIDGE	15182	15182
COOLUBE GREASE - AEROSOL	15186	15186
BRUSH YELLOW (4-1QT. CANS/CASE)	08755	08755
SPRAY CASE YELLOW (12 CANS/CASE)	08677	08677

### Dump Truck Crossover Conveyor Accessories

	TAILGATE CROSSOVER CONVEYORS
HYDRAULICS	
CONTROL VALVE (HYDRAULIC UNIT ONLY)	62213
CENTRAL HOSE KIT (HYDRAULIC UNIT ONLY)	62214
CENTRAL PUMP KIT (HYDRAULIC UNIT ONLY)	61199
CENTRAL 7 GALLON TANK KIT (HYDRAULIC UNITS ONLY)	61193
CHAIN OILER - AUTOMATIC	62126
PERFORMANCE	
135 GALLON PRE-WET SYSTEM	N/A
REVERSING VALVE	63958
4' MOTORIZED EXTENSION	63960
FOLDING LEG STAND	67403
SPINNER KIT	63959
STABILIZER KIT	N/A
SIDE SHIELDS	N/A
PROTECTION AND CONVENIENCE	
REAR LIGHT BAR KIT	63957
DIELECTRIC GREASE - 2.7OZ TUBE	15632
COOLUBE GREASE - CARTRIDGE	15182
COOLUBE GREASE - AEROSOL	15186
BRUSH YELLOW (4-1QT. CANS/CASE)	08755
SPRAY CASE YELLOW (12 CANS/CASE)	08677

## JOBSITE TOOLS



### Meyer Contractor Shovel – 26"

- 26" shovel head – fits through common door way
- Tough, poly blade to push snow with galvanized steel scraper
- 44" steel shaft for durability
- Ribbed D-handle for easy gripping
- Easy connect assembly of handle to blade

Sold in packs of 10

Part #92226

### Meyer Pro-series Snow Pusher – 30" and 36"

- 30" or 36" unbreakable poly blade for ultimate-duty use
- Reinforced shovel head for heavy snow
- 42" quick attach fiberglass shaft for years of durable service
- Ribbed D-handle for easy gripping
- Easy assembly

Sold in packs of 5

30" Pusher – Part #95230

36" Pusher – Part #95236



### The Big Yellow Box

- Perfect for storing sand, rock salt, garage items, sports equipment or trash
- 32"W x 23"D x 30"H
- 8 cubic feet of storage
- Molded, in-lid stop for double walled reinforced lid
- Non-rusting, concealed, durable nylon rod hinge
- Extra strength ribbed side
- Water resistant
- Integrated fork pockets standard
- Stackable

Part #32403



### Hotshot Hand-Held Crank Spreader

This professional spreader holds up to 5 lbs. of ice melt products. It's easy to use: set the dial, pull the trigger then rotate the lever in a clockwise position. To stop material output, simply let go of the trigger. Spreads ice-melt, fertilizer or seed for true four-season performance. Sold in cases, 6 per case.

Part #38196



### Meyer Pro Edge Snow Rake

Made from a foam-like polyethylene. The squeegee-like head never gets brittle and doesn't absorb water. Remains pliable to safely contour to your vehicle and efficiently remove snow without scratching your vehicle's finish. It comes with a long handle to reach the area you need to scrape. Sold in cases, 10 per case.

Part #38198

# OFF-ROAD SPREADERS



ELITE 3  
Part# 67011

## UTV Spreader

Low profile design is perfect for UTVs and is powered by powerful dual 12V electric motors.

### FEATURES:

- Stainless steel construction for long life
- Internal and external baffles for exact material placement
- Belt over chain material delivery system for precise material flow
- Slot and tab construction is stronger and more precise fit

### SPECS:

Capacity: .3 cu yds, 1 cu yd.  
Materials: salt, 50/50 salt-sand and sand, seed, fertilizer  
Construction: Polyethylene hopper  
Spread Width: 1.09-3.28 yds.  
Warranty: 1 year



BL-400  
Part# 36100  
Shown with optional  
3-point hitch mount

## UTV/Tractor Spreaders

Blaster and BL Spreaders are perfect for small to medium size jobs. They attach to any utility vehicle using a 2 inch receiver hitch.

### FEATURES:

- Polyurethane construction resists corrosion
- Variable speed controller minimizes material usage
- Multiple auger options available
- Powerful direct drive motor grinds through chunks of material
- Locking straps keep moisture and contamination out of the hopper

### SPECS:

Capacity: 6.3 cu ft., 6.5 cu ft., 10.7 cu ft.  
Materials: BL - dry bagged rock salt; Blaster - salt, 50/50 salt sand and sand  
Construction: Polyethylene hopper  
Spread Width: 1.09 - 8.31 yds.  
Warranty: 1 year BL-series; 3/5 Blaster series

Blaster 350S  
Part# 37000  
with vibrator kit



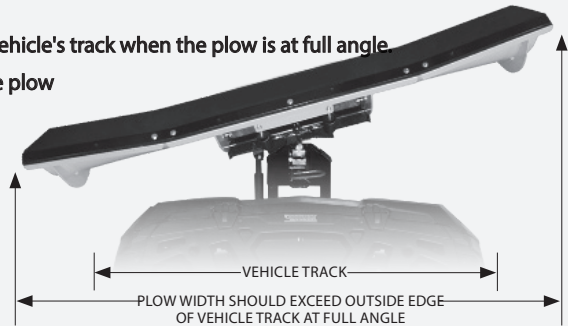
Part # 36500 – 3-point hitch mount fits:  
BL Series (240, 400, 750) and Blasters (350, 350S, 750R and 750RS)

# OFF-ROAD VEHICLE PLOWS

## How to Choose the Right Size Plow

Meyer recommends installing a plow wider than the outside edge of the vehicle's track when the plow is at full angle.

Meyer offers a variety of plow widths allowing you to order the correct size plow for your vehicle and application.



### When selecting a plow for Heavy-duty UTVs

Track Width	Recommended Plow Models
48"-60"	Drive Pro (DP 6.0)
60" AND UP	Drive Pro (DP 6.8)


### When selecting a plow for a Compact Tractor or Skid Steer

Track Width	Horse Power	Recommended Plow Models
UP TO 48"	30-45 HP	DP 6'8", DP 7'6"
	45-75 HP	LP 7'6", LP 8'0"
	75 HP and over	LP 8'0", LP 9'0", RP-32 10'0"
49" TO 66"	20-30 HP	DP 6'8"
	30-45 HP	DP 7'6"
	45-75 HP	LP 7'6", LP 8'0"
	75 HP and over	LP 8'0", LP 9'0", RP-32 10'0"
67" AND UP*	20-30 HP	Not Recommended
	30-45 HP	DP 7'6", LP 7'6"
	45-75 HP	LP 7'6", LP 8'0"
	75 HP and over	LP 8'0", LP 9'0", RP-32 10'0"

# OFF-ROAD VEHICLE PLOWS

## meyer Drive Pro

Compact, contractor-grade plow for smaller vehicles. Receiver hitch version available with full hydraulics to help maximize snow removal efficiency. Available in 5'6", 6'8" and 7'6" lengths.




### Mounts for Drive Pro



## meyer Lot Pro

Contractor-grade, full-trip plow featuring the tallest moldboard in its class for fast snow removal. Adding optional multi-position wings allows the plow to adjust to a straight, scoop or box plow configuration. Lot Pro plows are available in 7'6" to 9' lengths.



### Mounts for Lot Pro



### DRIVE PRO MOUNT AND MOVEMENT BY VEHICLE TYPE

Vehicle Type	Mount Type	Angling Method	Up/Down Method
HEAVY-DUTY UTV	Front receiver 2", Class 3	Power angling rams*	Meyer hydraulic*
COMPACT TRACTOR	Universal attachment plate*	Central hydraulic	Vehicle loader arms
AIRPORT TRACTOR	Custom	Power angling rams*	Meyer hydraulic*

\* Included in kit

### LOT PRO MOUNT AND MOVEMENT BY VEHICLE TYPE

Vehicle Type	Mount Type	Angling Method	Up/Down Method
COMPACT TRACTOR	Universal attachment plate*	Central hydraulic	Vehicle loader arms
UTILITY TRACTOR	Heavy-duty Agricultural Tractor (H.A.T.)*	Central hydraulic or Meyer hydraulic	Meyer hydraulic*
SKID STEER	Universal attachment plate*	Power angling rams*	Vehicle loader arms

\* Included in kit

### R.O.C. (Rated Operating Capacity)

		500-850 lbs	1300-1950 lbs	2100 - 2700 lbs	2800 + lbs
<b>Drive Pro</b>					
Moldboard Width	6'8"		X		
	7'6"		X		
<b>Lot Pro</b>					
Moldboard Width	7'6" LD		X		
	7'6"		X		X
	8'0"		X		X
	8'6"			X	X
	9'0"			X	X



# PRO SERIES PLOWS – HEAVY-DUTY UTVs, SMALL COMPACT TRACTORS AND AIRPORT TRACTORS

## HEAVY-DUTY UTV PLOW ORDER INFORMATION AND PRODUCT SPECIFICATIONS

COMPLETE KIT* INCLUDES: Moldboard > Plow Frame > Hydraulic Power Angle Kit > Universal Attachment Plate											
Complete Kit* #	Plow Model	Blade Type	Moldboard Length	Moldboard Height	Moldboard Gauge	Vertical Ribs	Plow Trip Springs	Steel Cutting Edge	Average Width at Full Angle	Angling Rams	Weight† Complete
28220	DP-6.8	Full-Trip	6' 8"	22.5"	14 Steel	8	2	3/8" x 6"	72"	1 1/2" x 10"	326 lb.
28260	DP-7.6	Full-Trip	7' 6"	22.5"	14 Steel	8	2	3/8" x 6"	81"	1 1/2" x 10"	324 lb.

Heavy-duty UTVs require a 2" receiver hitch mount that is vehicle specific for attaching the plow.

## COMPACT TRACTOR ORDER INFORMATION AND PRODUCT SPECIFICATIONS

COMPLETE KIT* INCLUDES: Moldboard > Plow Frame > Hydraulic Power Angle Kit > Universal Attachment Plate											
Complete Kit* #	Plow Model	Blade Type	Moldboard Length	Moldboard Height	Moldboard Gauge	Vertical Ribs	Plow Trip Springs	Steel Cutting Edge	Average Width at Full Angle	Angling Rams	Weight† Complete
51110	DP-6.8	Full-Trip	6' 8"	22.5"	14 Steel	6	2	3/8" x 6"	72"	1 1/2" x 10"	375 lb.
51115	LPLD-7.6	Full-Trip	7' 6"	28"	14 Steel	6	2	3/8" x 6"	81"	1 1/2" x 10"	575 lb.

## AIRPORT TRACTOR ORDER INFORMATION AND PRODUCT SPECIFICATIONS

COMPLETE KIT* INCLUDES: Moldboard > Plow Frame > Hydraulic Power Angle/Lift Kit > Universal Mounting Carton											
Complete Kit* #	Plow Model	Blade Type	Moldboard Length	Moldboard Height	Moldboard Gauge	Vertical Ribs	Plow Trip Springs	Steel Cutting Edge	Average Width at Full Angle	Angling Rams	Weight† Complete
52560	DP-6.8	Full-Trip	6' 8"	22.5"	14 Steel	6	2	3/8" x 6"	72"	1 1/2" x 10"	375 lb.
52565	DPSP-7.6	Full-Trip	7' 6"	26"	14 Steel	6	2	3/8" x 6"	81"	1 1/2" x 10"	575 lb.

## COMPACT TRACTOR ORDER INFORMATION AND PRODUCT SPECIFICATIONS

COMPLETE KIT* INCLUDES: Moldboard > Plow Frame > Hydraulic Power Angle Kit > Universal Attachment Plate											
Complete Kit* #	Model	Blade Type	Moldboard Length	Moldboard Height	Moldboard Gauge	Vertical Ribs	Plow Trip Springs	Steel Cutting Edge	Average Width at Full Angle	Angling Rams	Weight† Complete
51120	LP-7.5	Full-Trip	7' 6"	32"	12 Steel	6	4	1/2" x 6"	81"	1 1/2" x 10"	661 lb.
51125	LP-8.0	Full-Trip	8' 0"	32"	12 Steel	6	4	1/2" x 6"	86"	1 1/2" x 10"	735 lb.
51130	LP-8.5	Full-Trip	8' 6"	32"	12 Steel	6	4	1/2" x 6"	92"	1 1/2" x 10"	753 lb.
51135	LP-9.0	Full-Trip	9' 0"	32"	12 Steel	6	4	1/2" x 6"	97"	1 1/2" x 10"	772 lb.

## SKID STEER ORDER INFORMATION AND PRODUCT SPECIFICATIONS

COMPLETE KIT* INCLUDES: Moldboard > Plow Frame > Hydraulic Power Angle Kit > Universal Attachment Plate											
Complete Kit* #	Model	Blade Type	Moldboard Length	Moldboard Height	Moldboard Gauge	Vertical Ribs	Plow Trip Springs	Steel Cutting Edge	Average Width at Full Angle	Angling Rams	Weight† Complete
51120	LP-7.5	Full-Trip	7' 6"	32"	12 Steel	6	4	1/2" x 6"	81"	1 1/2" x 10"	661 lb.
51125	LP-8.0	Full-Trip	8' 0"	32"	12 Steel	6	4	1/2" x 6"	86"	1 1/2" x 10"	735 lb.
51130	LP-8.5	Full-Trip	8' 6"	32"	12 Steel	6	4	1/2" x 6"	92"	1 1/2" x 10"	753 lb.
51135	LP-9.0	Full-Trip	9' 0"	32"	12 Steel	6	4	1/2" x 6"	97"	1 1/2" x 10"	772 lb.

When ordering, use the complete kit number and the 2" receiver mount number for your specific vehicle.

\* Weight without mount and clevis.

## THE HOMEFLOW™ – PERSONAL USE PLOW


### Power Angling Models

- Quick-Link Mounting System
- Full hydraulic Up/Down and Left/Right functions performed with wired controller
- Caster wheels for easy storage
- Comes pre-assembled
- 1 year warranty

### Models Available

- Model/Part #26000 - 6' 8" Hydraulic lift with wired controller
- Model/Part #26500 - 7' 6" Hydraulic lift with wired controller

Integrated wheels for easy on/off and storage



### Auto Angling Model

- Quick-Link Mounting System
- Blade automatically angles when it encounters snow
- Electric lift with wireless controller for up and down control
- Caster wheels for easy storage
- Comes pre-assembled
- 1 year warranty



### Models Available

- Model/Part #24000 - 6' 8" Electric lift with wireless controller



### Basic Model

- Quick-Link Mounting System
- Manually angle and lock blade
- Electric lift with wireless controller for up and down control
- Two-piece moldboard
- Assembly required
- 1 year warranty

### Models Available

- Model/Part #23250 - 6' 8" Electric lift with wireless controller



# THE HOMEFLOW™ – PERSONAL USE PLOW

## HomeFlow Product Specifications

Model #	Mounting Type	Blade Type	Moldboard Length	Moldboard Height	Moldboard Gauge	Vertical Ribs	Plow Trip Springs	Cutting Edge	Average Width at full angle	Angling Ram	Ram Type	Weight Complete
HP Basic Electric Lift	2 inch receiver	2 Piece, Full-Trip	6'8"	18"	14 Steel	6	4	3 pc. 1/4" x 5"	72"	Leaf Spring	Auto-Angle	233 lbs.
HP Assembled Electric Lift	2 inch receiver	1 Piece, Full-Trip	6'8"	22"	14 Steel	6	2	1 pc. 3/16" x 5"	72"	Dual Compression Spring	Auto-Angle	241 lbs.
Full Powered - 6.8	2 inch receiver	1 Piece, Full-Trip	6'8"	22"	14 Steel	6	2	1 pc. 3/16" x 5"	72"	1.75" x 8 Dual Acting	1-3/4" x 8"	250 lbs.
Full Powered - 7.6	2 inch receiver	1 Piece, Full-Trip	7'6"	22"	14 Steel	6	2	1 pc. 3/16" x 5"	81"	1.75" x 8 Dual Acting	1-3/4" x 8"	279 lbs.

## HomeFlow Moldboard and Accessories

Part No.	Description	Cutting Edge Kits			Deflector	Pivot Bar Caster	Lift Frame Caster	Storage Cover	Shoe Kit	Quick Link Lock
		Steel	Rubber	Poly						
23250	Basic - Electric Lift	08384	N/A	N/A	N/A	N/A	N/A	22768	08383	07695
24000	Auto Angle - Electric Lift	08278	08265	08266	08267	13300	13301	22768	08271	07695
26000	Full Powered 6'8"	08278	08265	08266	08267	13300	13301	22768	08271	07695
26500	Full Powered 7'6"	08322	08323	08324	08326	13300	13301	N/A	08271	07695

## HomeFlow Controllers

Item #	Hardwire Remote	Remote Only	Receiver Only	Wireless Controller/Receiver Kit
23250	N/A	22895	22894	22999
24000	N/A	22895	22894	22999
26000	22827	N/A	N/A	N/A
26500	22827	N/A	N/A	N/A

# OEM VEHICLE MANUFACTURER RECOMMENDATIONS – CHEVROLET/GMC

Prior to installing a front mounted snowplow, the following process should be followed, and necessary information obtained:

Determine front and rear axle curb weight. Determine chassis front and rear axle weight ratings (GAWRF/GAWRR) see your bodybuilder book/certification label/incomplete vehicle document or dealer. Calculate a weight distribution for the front and rear axles with the snow plow, occupants in the cab, cargo and after market accessories. The loaded vehicle with driver, passenger, aftermarket accessories, snowplow, spreader and cargo, must not exceed gross vehicle rating (GVWR) or front and rear gross axle weight rating. As a general guide for equipped vehicles, with a 650 lb. plow mounted, the occupant and aftermarket accessories weight must not exceed 300 lbs. The use of ballast weight may be required, to prevent exceeding the gross axle weight rating of the front axle (GAWRF). Ballast should be securely attached in the pickup box behind the rear axle of the vehicle. An empty vehicle with snowplow and accessories mounted must not have more than 62% of the total weight on its front axle, so as to meet braking requirements and FMVSS 105 regulations.

## General Motors Corp.

General Motors recommends snowplow usage for only those trucks that have the option "VYU" Snow Plow Preparation Package.

YEAR	MODEL	G.V.W.	OPTION CODE	FRONT G.V.W.R.
1988 to 1997	REGULAR CAB ONLY			
	K 1500	FRONT G.A.W.R.		3600 lb.
	K 2500		3750 lb.	
	K 3500		3750 lb.	
1997	EXTENDED CAB			
	K2500/3500			4250 lb.
1998 to 2006	REGULAR CAB ONLY			
	K 1500	6100 lb.	C5M	3925 lb.
	K1500	6400 lb.	C7H	3925 lb.
	REGULAR/EXTENDED CAB			
	C 2500	7200 lb.	C5Z	4100 lb.
	C 2500	8600 lb.	C6P	4100 lb.
2001 to 2006	ALL MODELS	9200 lb.	C6W	4800 lb.
	C/K 3500	8600 lb.	C6P	4500 lb.
2001 to 2007	All Models	11,400 lb.	C7W	4800 lb.
	CAB CHASSIS REGULAR CAB ONLY			
	C 3500	8600 lb.	C6P	4100 lb.
	K 3500	8600 lb.	C6P	4500 lb.
2007 and NOV. 2007	K 3500	12,000 lb.	C7L	4800 lb.
	K1500	6100 lb.	C5M	3925 lb.
	K1500 (Nov. 2007)	N/A	N/A	N/A
2000 to 2007	SPORT UTILITY VEHICLES			
	C2500	8600 lb.	C6P	4100 lb.
	K2500			4500 lb.
K3500	4500 lb.			
2008 to 2010	C2500	9200 lb.	C6P	4100 lb.
				4800 lb.
	K2500			4800 lb.
2011 to 2023	K3500			
	K2500/3500	10,000 lb.	C6P	6000 lb.

General Motors recommends that when a snow plow is mounted that only one passenger should accompany the driver. More than one passenger may exceed front gross axle weight ratings.

NOTE: • 2007 K1500 PICK UP 4WD WILL HAVE A FRAME CHANGE SOMETIME IN NOVEMBER 2007.  
• ALL 2007 UTILITY VEHICLES BEGIN 2007 WITH NEW FRAME.

# OEM VEHICLE MANUFACTURER RECOMMENDATIONS – FORD

## Ford Motor Company

Snow Plows on NOT recommended vehicles. Applying a snowplow to a model shown as “N/R” (not recommended), or to 4X2 models, does not in of itself void the Normal Ford New Vehicle Warranty. However, Warranty may be denied if the addition of occupants in any available seat belt position would result in vehicle overloading. For all models, whether recommended or not, Warranty denial may also occur if damage to any Ford part of vehicle system results from the installation of the after market equipment.

YEAR	MODEL	G.V.W.	OPTION CODE	FRONT G.V.W.R.
THRU 1996	F150 REGULAR CAB 4WD			
THRU 1992	BRONCO			3800 lb.
THRU 1998	F250, F350 4WD			4600 lb.
	F350 CAB CHASSIS 2WD or 4WD • GAS or DIESEL			5000 lb.
THRU 1998	VEHICLES NOT RECOMMENDED			
	SUPER AND CREW CAB, SHORT WHEEL BASE MODELS.			
	PICK UP with 7.3L V-8 DIESEL (99M) ENGINE			
1997 thru 1999	F150 LD REGULAR CAB PERSONAL USE ONLY.		53C	3900 lb.
	F250 LD REGULAR CAB			4150 lb.
1997 - 1998	F250 HD			4600 lb.
	F350			4800 lb.
	F350 CAB CHASSIS 2WD or 4WD • GAS or DIESEL			5000 lb.
2000 - 2003	F150 Regular and Supercab 138.8" WB	7700 lb.	627	4150 lb.
2000 - 2003	VEHICLES NOT RECOMMENDED			
	SUPER AND CREW CAB, SHORT WHEEL BASE MODELS.			
	PICK UP with 7.3L V-8 DIESEL (99M) ENGINE			
2004 - 2010	F150 8200 G.V.W.R.			
	REGULAR CAB - 144.7" WB • 8' Box -		63A	4300 lb.
	SUPER CAB - 163.3" WB • 8' Box -			4300 lb.
2004 - 2006	VEHICLES NOT RECOMMENDED			
	SUPER CREW CAB			
1999 - 2006	F SERIES - SUPER DUTY - SET TIRE PRESSURE TO - 75 P.S.I.		Option (86M)	
	F250 • F350		Code (V)	5200 lb.
	F250 • F350 • F450 • F550		Code (X)	6000 lb.
	Spring code information located on the driver's-side door jam.			
1999 - 2004	SUPER DUTY PICK UP / CAB CHASSIS RECOMMENDATIONS			
	REGULAR CAB • ALL GAS and 7.3L V8 DIESEL		Option (86M)	6000 lb.
	SUPER CAB and CREW CAB • 5.4L V8 GAS • 6.8 V10 GAS			
2005 - 2007	F250 THRU F 550 4WD ALL		Option (86M)	6000 lb.
2008 - 2023	F250 THRU F 550 4WD		Option (86M)	6000 lb.

# OEM VEHICLE MANUFACTURER RECOMMENDATIONS – CHRYSLER

## Chrysler Corporation

Chrysler Corporation recommends snowplow usage for only those trucks that have the "AHH" / "AHD" Snow Plow Preparation Package.

YEAR	MODEL	WHEEL BASE	PREP PACKAGE	ENGINE CODE	FRONT G.V.W.R.	
1972 to 1993	DAKOTA	REGULAR CAB	AHH	3.9L (6 CYL.)	5,770 LBS	
		CLUB CAB			5,830 LBS	
	W 150,	REG. CAB	106"/115"/131"	AHH	ELF, EML	4,000 LBS
	W 250 LD	REG/CAB	115"/131"/149"	AHH	EFL, EML	4,000 LBS
		CLUB CAB				4,500 LBS
	W 250 HD	REG/CLUB CAB	115"/131"/149"	AHD	EML, EML, ETB	4,500 LBS
	W 350	REG CAB	131"/135"	AHD	EML, EML, ETB	4,500 LBS
		CAB CHASSIS				ETB

VEHICLES EQUIPPED WITH DIESEL ENGINES PRIOR TO 1992 MODEL YEAR ARE NOT RECOMMENDED FOR SNOW PLOW APPLICATION.

YEAR	MODEL	WHEEL BASE	PREP PACKAGE	ENGINE CODE	FRONT G.V.W.R.
1994 to 1996	DAKOTA	REG/CLUB	AHH	3.9L (GAS) 6 CYL.	3,850 LBS
1994 to 1999	W 1500	REG. CAB	AHH	ELF, EML	3,850 LBS
	W 2500/3500	REG. CAB	AHD	ELF, EML, EMM, EWA, ETC	4,850 LBS
		CLUB CAB	AHD	EML (ONLY)	4,850 LBS
		QUAD	AHD	EML, (EMM -154.7" ONLY)	4,850 LBS
	W 2500	CAB CHASSIS	AHD	EML, EWA	4,850 LBS
	W 3500	REG. CAB	AHD	EML, EMM, EWA, ETC, ETB	4,850 LBS
CAB CHASSIS		AHD	EML, EMM, EWA, ETC, ETB	4,850 LBS	

### 1972 TO 1999 APPROVED ENGINE CODES

ELF: 5.2L V8 GAS	EML: 5.9L GAS L/D	ETB/ETC: 5.9L I-6 24 VALVE DIESEL
EWA: 8.0L V10 GAS	EMM: 5.9L V8 GAS H/D	ETH: 5.9L I-6 24 VALVE DIESEL HIGH OUTPUT

### VEHICLES NOT RECOMMENDED

YEAR	MODEL	ENGINE CODE
1994-1996	Dakota Club	5.2L (8Cyl.)
1997-2001	Dakota	All Models
1997-1998	W1500	All Models
1995-1996	W2500	Club Cab
1997-1999	W2500	Quad/Club Cab
	W3500	
1998-1999	W3500	ETB, ETC (Diesel)



## OEM VEHICLE MANUFACTURER RECOMMENDATIONS – CHRYSLER (CONT.)

YEAR	MODEL	PU/ BOX	G.V.W.	WHEEL BASE	PREP PACKAGE	ENGINE CODE	FRONT G.V.W.R.	
2004 to 2023	W 2500	REG. CAB	8.0'	8,650	140.5"	AHD	• ETH, EZA	5,200 LBS
	W 3500		8.0'	11,500	140.5"	AHD	• ETH, ***** EZA	5,200 LBS
	W 2500	QUAD CAB	6.5'	8,000	140.5"	AHD	•• ETH, EZA	5,000 LBS
			8.0'	8,800	160.5"		EML, EWA, •• ETC	5,200 LBS
	W 3500	QUAD CAB	6.5'	9,900	140.5"	AHD	••• ETH	5,200 LBS
	W 2500	QUAD CAB	8.0'	9,900	160.5"	AHD	•••• EZA, ETH	5,200 LBS

• NEW FOR 2000    ••• THREE OCCUPANTS    •• TWO OCCUPANTS    •••• NEW FOR 2001

\*\*\*\*\* NEW FOR 2002    \* TOTAL WEIGHT OF PLOW AND HARDWARE NOT TO EXCEED 525 LBS.

ENGINE CODES	
EZA: 5.7L V8 GAS	ETH: 5.9L HO DIESEL

MINIMUM BALLAST REQUIREMENTS			(8.0" from the rear tailgate)		
1994-2002	1500	Reg. Cab	6.5 ft.	EFL, EML	250 lb.
1994-2002	2500	Reg. Cab	8.0 ft.	ETC, ETH	200 lb.
1994-2002	3500	Reg. Cab	8.0 ft.	ETC	400 lb.
1994-2002	2500	Quad Cab	8.0 ft.	EWA	300 lb.
1994-2002	2500	Quad Cab	8.0 ft.	ETC	600 lb.
2001-2002	2500	Quad Cab	8.0 ft.	ETC	300 lb.
1994-2002	2500	Quad Cab	6.5 ft.	ETH	200 lb.

2003/2006 APPROVED ENGINE CODES	
EZA: 5.7L V8 GAS	ETC: 5.9L DIESEL
EWA: 8.0L V10 GAS	ETH: 5.9L HO DIESEL

### JEEP (CHRYSLER)

SHOCK KIT REQUIRED FOR SNOWPLOW APPLICATION:

1997-2003 WRANGLER (AIR SHOCK KIT 82202562) OBSOLETE

1997-2002 CHEROKEE (AIR SHOCK KIT 82202562) OBSOLETE

It is the installer's responsibility to be sure the vehicle has the manufacturer's maximum capacity front suspension option and the manufacturer recommends the vehicle for plow usage.






#### VEHICLES NOT RECOMMENDED

- 1982 - 1996 (XJ) COMMANCHE
- 1987 - 1999 GRAND WAGONEER
- 1991 - 1994 (YJ) RENEGADE
- 1993 - 2006 GRAND CHEROKEE
- 2002 - 2006 JEEP LIBERTY

# HEADLIGHT ADAPTER CROSS-REFERENCE

ADAPTER KIT NO.	HEADLAMP BULB TYPE			SYSTEM TYPE	MANUFACTURER/VEHICLE MODEL YEAR	HEADLIGHT CONFIGURATION
07101	2A1 Low 4652 H4656	1A1 High 4651 H4651		4 Lamp Rectangular	Chevy/GMC 1988 thru 2000	
07102	HB5 H9007			Replacement Bulb	Ford F Series 1999 thru 2004	
					Dodge W Series 2003 thru 2004	
07103	LF Low H4703	UF High H4701		4 Lamp Rectangular		
07104	HB4 Low H9006	HB3 High H9005		Replacement Bulb	Chevy/GMC 1988 thru 2000	
07105	2E1 H4666 H6545 HP6545			2 Lamp Rectangular		
07106	HB1 H9004			Replacement Bulb	Dodge W Series 1999 thru 2002	
07108	HB4 Low H9006	HB3 High H9005		Replacement Bulb	Chevy/GMC 1988 thru 2002 vehicles Avalanche 2002 thru 2003 DRL separate from truck headlamps	
07180	2D1 6014 H6014 6015 H6017 H6024	2B1 6052 H6052 H6054 HP6054 H5054 H6054LL	HB2 H9003 H9003LL	2 Lamp Round	Chevy/GMC 1988 thru 2000	
				2 Lamp Rectangular	Ford F Series Excursion 2005 and later	
07190	HB5 H9007	HB1 H9004		Replacement Bulb	Dodge Ram Sport 1999 US models only Quad headlamps	
07205	HB4 Low H9006	HB3 High H9005		Replacement Bulb	Nissan Titan 2005 and later	
07213	HB4 Low H9006	HB3 High H9005		Replacement Bulb	Chevy Blazer, S10 & Sonoma 1998 and up	
07221	HB5 H9007	HB1 H9004		Replacement Bulb	Dodge Ram Sport 1999 and up US and Canadian models Quad headlamps	
07333	H11 Low	HB3 High H9005		Replacement Bulb	Chevy X88/GMC Z88 K 1500/2500 Series Tahoe 1/2 ton Suburban 3/4 ton 2007 thru 2013 DRL on headlamps	
07334	H13 H9008			Replacement Bulb	GMC Z88 Utility Yukon 1/2 ton Yukon XL 3/4 ton 2007 thru 2013 DRL on headlamps	
07343	H13 H9008			Replacement Bulb	GMC Z88 Utility 2007 thru 2013	

## HEADLIGHT ADAPTER CROSS-REFERENCE (CONT.)

ADAPTER KIT NO.	HEADLAMP BULB TYPE			SYSTEM TYPE	MANUFACTURER/VEHICLE MODEL YEAR	HEADLIGHT CONFIGURATION
07344 *	H13 H9008			Replacement Bulb	Chevy X88 Utility 2007 thru 2013	
07353	H11 Low	HB3 High H9005		Replacement Bulb	Toyota Tundra 2007 and later	
07400 *	HB4 Low H9006	HB3 High H9005		Replacement Bulb	Chevy/GMC 2003 thru 2006 vehicles Avalanche 2003 thru 2006 DRL separate from truck headlamps	
07403 *	TBA			N/A	International Trucks 2000 and up Vehicle must have the manufacturer's snow plow lighting option 08THJ Special light connector is located behind the left headlamp	
07417	H13 H9008			Replacement Bulb	Ford F Series Excursion 2005 thru 2016	
	H11 Low	HB3 High			Dodge 2010 and later	
07744 *	H13 H9008			Replacement Bulb	Dodge 2013 and later	
07745 *	HID			N/A	Dodge Laramie HID 2013 and later	
07747 *	HID			N/A	Ford F-150 HID 2013 and later	
07774	H11	HB3			Chevy Suburban/GMC Yukon 2015 and later	
07777 * **	HID			Replacement Bulb	Chevy/GMC K1500 HID 2014 thru 2017	
					Chevy/GMC K2500/3500 HID 2015 and later	
07778	H11	HB3			Chevy/GMC Colorado/Canyon 2015 and later	
07779 *	H11	9005			Ford F-150 2015 and later	
07781 *	LED				Chevy/GMC LED 2016 and later	
07782	H11	H9			Toyota Tacoma 2015 and later	
07813	H13	H13			Ford F-250 2017 and later halogen bulb	
07815	LED				Ford F-250 2017 thru 2019=	
08143	HB4 Low H9006	HB3 High H9005		Replacement Bulb	Chevy Trailblazer 2002 and later	

\* Light adapter has been discontinued. Use Standard Operating System Upgrade Kit as substitution. See page 33 for more information.

\*\* 07777 replaces 07743. Existing stock of 07743 can be used for 2014 and later 1500s and 2015 and later 2500-3500s without LED daytime running lights when combined with two (2) each of module 07776.

# LIMITED WARRANTY – MEYER® SNOW PLOWS

## What Is Covered:

Meyer Products, LLC, warrants to the original purchaser of Meyer branded products, that they will be free from defects in materials and/or workmanship, with the exceptions stated below. No person is authorized to change this warranty or to create any additional warranty on Meyer branded products.

## How Long Covered Lasts:

This warranty runs for a period of two (2) years from the date of purchase of any complete snow plow package<sup>1</sup> and structural steel<sup>2</sup>. If the snow plow is registered online within sixty (60) days of the date of purchase, your warranty for the snow plow package<sup>1</sup> and structural steel<sup>2</sup> will be extended for a period of three (3) years; for a total of five (5) years. In addition to the warranties covering a complete snow plow package<sup>1</sup> and structural steel<sup>2</sup>, you will receive a warranty period of one (1) year from the date of purchase of individual parts, components, and accessories. All foregoing warranties apply only to an original purchaser of the product if the product is installed by an authorized distributor, or sub-distributor, and terminates if the product is sold or otherwise transferred. Some states do not allow limitations on how long an implied warranty lasts, so the above limitation may not apply to you.

## What Is Not Covered:

- Problems caused by failure to follow the product instructions, failure to maintain the product as described in the Owner's Manual, or failure to maintain proper levels of fluids and lubricants.
- General maintenance such as oil changes, lubricating, re-tightening/replacing hardware or other components, fuses, loose connections, etc.
- Problems caused by contamination or restriction of lubricants or damage resulting from rust, corrosion, freezing, or overheating.
- Paint or expendable part such as pins, runners, cutting edges, chrome plating, springs, markers, etc.
- Damage to any vehicle to which the products are mounted or the suitability of any product for vehicles which are not fitted with the appropriate snow plow preparation parts.
- Damage caused by usage that is not in accordance with product instructions (use of the snow plow for any purpose other than plowing snow is considered misuse and abuse).
- Any snow plow, part, component, accessory, or assembly thereof, which has been modified or altered.
- Problems caused by using parts, components, or accessories not supplied by Meyer Products.
- Cost of tax, freight, transportation, storage charges, environmental charges, solvents, sealants, lubricants, or any other normal shop supplies.
- Cost of gas, lodging, mileage, or any other incidental costs incurred with installation, maintenance, or transportation of the snow plow.
- Problems caused by collision, fire, theft, vandalism, riot, explosion, lightning, earthquake, windstorm, hail, water, flood, or any other Acts of God.
- Liability for damage to property, injury to, or death of any person arising out of the operation, maintenance, or use of the covered product.
- Liability or cost of modification to the plow and/or vehicle required for installation or maintenance.
- Products with missing or altered serial numbers.

The original purchaser's sole and exclusive remedy against Meyer Products and its distributors and sub-distributors, and Meyers Products' sole obligation for any and all claims, whether for breach of contract, warranty, tort (including negligence) or otherwise shall be limited to providing, through its authorized distributor/sub-distributor network, all labor and/or parts necessary to correct such defects free of charge. Any cost incurred in returning the product to an authorized Meyer distributor/sub-distributor is the responsibility of the original purchaser. ALL EXPRESSED AND IMPLIED WARRANTIES FOR THIS PRODUCT, INCLUDING, WITHOUT LIMITATION, ANY IMPLIED WARRANTIES OF MERCHANTABILITY AND FITNESS FOR A PARTICULAR PURPOSE, ARE LIMITED IN TIME TO THE TERM OF THE LIMITED WARRANTY PERIOD. NO WARRANTIES, WHETHER EXPRESSED OR IMPLIED, WILL APPLY AFTER THE LIMITED WARRANTY PERIOD HAS EXPIRED.

Meyer Products disclaims liability beyond the remedies provided for in this limited warranty, and disclaims all liability for incidental, consequential, and special damages, including, without limitation, any liability for third-party claims against you for damages, for products not being available for use, or for loss of profits. Meyer Products' liability will be no more than the amount you paid for the product that is the subject of a claim; this is the maximum amount for which we are responsible. Some states do not allow the exclusion or limitation of incidental or consequential damages, so the above limitation or exclusion may not apply to you.

## What Meyer Products Will Do:

Meyer Products will repair any product that proves to be defective in materials or workmanship. In the event repair is not possible or practical, as determined by Meyer Products in its sole discretion, Meyer Products will either replace the product with a new product of similar model and price, or refund the full purchase price, as determined by Meyer Products.

## Customer Responsibilities:

Installation, maintenance, and non-warranty covered repairs are at the risk and expense of the original purchaser. Compliance with the applicable motor vehicle regulations is the responsibility of the installer. Customer must keep the complete snow plow package<sup>1</sup> and structural steel<sup>2</sup> serviced and maintained as recommended by Meyer Products. A written record of service must be maintained, along with receipts for maintenance materials purchased. A copy of the maintenance record and pertinent receipts may be requested in the event of a claim.

## How To Get Service:

In order to obtain service under this warranty, the original purchase must:

- Use all reasonable means to protect the complete snow plow package<sup>1</sup> and structural steel<sup>2</sup> from further damage.
- Contact any Meyer or Aebi-Schmidt dealer. Transportation and freight charges prepaid when applicable. Only Meyer and Aebi-Schmidt dealers are authorized to perform the obligations under this warranty. For address and telephone number of the Meyer or Aebi-Schmidt dealer nearest you visit [www.meyerproducts.com/dealer-locator](http://www.meyerproducts.com/dealer-locator).
- Provide maintenance record and receipts for required maintenance, if requested.
- Allow inspection of damaged parts and/or complete snow plow package<sup>1</sup> and structural steel<sup>2</sup> if deemed necessary by Meyer Products, the Meyer dealer, or the Aebi-Schmidt dealer.
- It is the responsibility of the original purchaser to establish the warranty period by verifying the original delivery date. Product registration, bill of sale/sales receipt, cancelled check, or some other appropriate payment record may be kept for that purpose.

1 A complete snow plow package consists of the hydraulic, controller, lights, and all related items.

2 Structural steel consists of the mount, lift-frame, a-frame, moldboard, and all related items.

## How State Law Applies:

This warranty gives you specific legal rights. You may also have other rights which vary from state to state.

## How To Register Your Meyer Plow To Receive The Warranty:

Visit [www.meyerproducts.com/product-registration](http://www.meyerproducts.com/product-registration)

## How To Contact Meyer Products, LLC:

Visit [www.meyerproducts.com/contact](http://www.meyerproducts.com/contact)

# LIMITED WARRANTY – MEYER® SPREADERS, SPRAYERS, AND BROOMS

## What Is Covered:

Meyer Products, LLC, warrants to the original purchaser of Meyer branded products, that they will be free from defects in materials and/or workmanship, with the exceptions stated below. No person is authorized to change this warranty or to create any additional warranty on Meyer branded products.

## How Long Covered Lasts:

This warranty runs for a period of one (1) year\* from the date of purchase of the spreader<sup>1</sup>, sprayer<sup>2</sup>, or broom<sup>3</sup>. In addition to the warranties covering the spreader, sprayer, or broom, you will receive a warranty period of one (1) year from the date of purchase of individual parts, components, and accessories. All foregoing warranties apply only to an original purchaser of the product if the product is installed by an authorized distributor, or sub-distributor, and terminates if the product is sold or otherwise transferred. Some states do not allow limitations on how long an implied warranty lasts, so the above limitation may not apply to you.

## What Is Not Covered:

- Problems caused by failure to follow the product instructions, failure to maintain the product as described in the Owner's Manual, or failure to maintain proper levels of fluids and lubricants.
- Problems caused by contamination or restriction of lubricants or damage resulting from rust, corrosion, freezing, or overheating.
- Paint or expendable part such as pins, chrome plating, augers, etc.
- Damage to any vehicle to which the products are mounted or the suitability of any product for vehicles which are not fitted with the appropriate spreader, sprayer, or broom preparation parts.
- Damage caused by usage that is not in accordance with product instructions (use of the spreader, sprayer, or broom for any purpose other than spreading or spraying applicable material is considered misuse and abuse).
- Any spreader, sprayer, broom, part, component, accessory, or assembly thereof, which has been modified or altered.
- Problems caused by using parts, components, or accessories not supplied by Meyer Products.
- Cost of tax, freight, transportation, storage charges, environmental charges, solvents, sealants, lubricants, or any other normal shop supplies.
- Cost of gas, lodging, mileage, or any other incidental costs incurred with installation, maintenance, or transportation of the spreader, sprayer, or broom.
- Problems caused by collision, fire, theft, vandalism, riot, explosion, lightning, earthquake, windstorm, hail, water, flood, or any other Acts of God.
- Liability for damage to property, injury to, or death of any person arising out of the operation, maintenance, or use of the covered product.
- Liability or cost of modification to the spreader, sprayer, or broom and/or vehicle required for installation or maintenance.
- Products with missing or altered serial numbers.

The original purchaser's sole and exclusive remedy against Meyer Products and its distributors and sub-distributors, and Meyers Products' sole obligation for any and all claims, whether for breach of contract, warranty, tort (including negligence) or otherwise shall be limited to providing, through its authorized distributor/sub-distributor network, all labor and/or parts necessary to correct such defects free of charge. Any cost incurred in returning the product to an authorized Meyer distributor/sub-distributor is the responsibility of the original purchaser. ALL EXPRESSED AND IMPLIED WARRANTIES FOR THIS PRODUCT, INCLUDING, WITHOUT LIMITATION, ANY IMPLIED WARRANTIES OF MERCHANTABILITY AND FITNESS FOR A PARTICULAR PURPOSE, ARE LIMITED IN TIME TO THE TERM OF THE LIMITED WARRANTY PERIOD. NO WARRANTIES, WHETHER EXPRESSED OR IMPLIED, WILL APPLY AFTER THE LIMITED WARRANTY PERIOD HAS EXPIRED.

Meyer Products disclaims liability beyond the remedies provided for in this limited warranty, and disclaims all liability for incidental, consequential, and special damages, including, without limitation, any liability for third-party claims against you for damages, for products not being available for use, or for loss of profits. Meyer Products' liability will be no more than the amount you paid for the product that is the subject of a claim; this is the maximum amount for which we are responsible. Some states do not allow the exclusion or limitation of incidental or consequential damages, so the above limitation or exclusion may not apply to you.

## What Meyer Products Will Do:

Meyer Products will repair any product that proves to be defective in materials or workmanship. In the event repair is not possible or practical, as determined by Meyer Products in its sole discretion, Meyer Products will either replace the product with a new product of similar model and price, or refund the full purchase price, as determined by Meyer Products.

## Customer Responsibilities:

Installation, maintenance, and non-warranty covered repairs are at the risk and expense of the original purchaser. Compliance with the applicable motor vehicle regulations is the responsibility of the installer. Customer must keep the spreader, sprayer, or broom serviced and maintained as recommended by Meyer Products. A written record of service must be maintained, along with receipts for maintenance materials purchased. A copy of the maintenance record and pertinent receipts may be requested in the event of a claim.

## How To Get Service:

In order to obtain service under this warranty, the original purchase must:

- Use all reasonable means to protect the spreader, sprayer, or broom from further damage.
- Contact any Meyer or Aebi-Schmidt dealer. Transportation and freight charges prepaid when applicable. Only Meyer and Aebi-Schmidt dealers are authorized to perform the obligations under this warranty. For address and telephone number of the Meyer or Aebi-Schmidt dealer nearest you visit [www.meyerproducts.com/dealer-locator](http://www.meyerproducts.com/dealer-locator).
- Provide maintenance record and receipts for required maintenance, if requested.
- Allow inspection of damaged parts and/or the complete spreader, sprayer, or broom if deemed necessary by Meyer Products, the Meyer dealer, or the Aebi-Schmidt dealer.
- It is the responsibility of the original purchaser to establish the warranty period by verifying the original delivery date. Product registration, bill of sale/sales receipt, cancelled check, or some other appropriate payment record may be kept for that purpose.

1 A spreader includes the following models: Hot Shot, Elite, Base Line, MDV, Polyhawk, UTG, RTG, and Cross Conveyor. Other models may have their own warranty.

2 A sprayer includes the following models: Anti-Icer

3 A broom includes the following models: Turbo Broom

\* On Polyhawk models, the poly hopper is covered for a period of 10 years from date of purchase.

## How State Law Applies:

This warranty gives you specific legal rights. You may also have other rights which vary from state to state.

## How To Register Your Meyer Spreader To Receive The Warranty:

Visit [www.meyerproducts.com/product-registration](http://www.meyerproducts.com/product-registration)

## How To Contact Meyer Products, LLC:

Visit [www.meyerproducts.com/contact](http://www.meyerproducts.com/contact)

# LIMITED WARRANTY – BASE LINE TAILGATE SPREADER

## What Is Covered:

Meyer Products, LLC, warrants to the original purchaser of Meyer branded products, that they will be free from defects in materials and/or workmanship, with the exceptions stated below. No person is authorized to change this warranty or to create any additional warranty on Meyer branded products.

## How Long Covered Lasts:

This warranty runs for a period of two (2) years from the date of purchase of a Base Line spreader. In addition to the warranties covering the Base Line spreader, you will receive a warranty period of one (1) year from the date of purchase of individual parts, components, and accessories. All foregoing warranties apply only to an original purchaser of the product if the product is installed by an authorized distributor, or sub-distributor, and terminates if the product is sold or otherwise transferred. Some states do not allow limitations on how long an implied warranty lasts, so the above limitation may not apply to you.

## What Is Not Covered:

- Problems caused by failure to follow the product instructions, failure to maintain the product as described in the Owner's Manual, or failure to maintain proper levels of fluids and lubricants.
- General maintenance such as oil changes, lubricating, re-tightening/replacing hardware or other components, fuses, loose connections, etc.
- Problems caused by contamination or restriction of lubricants or damage resulting from rust, corrosion, freezing, or overheating.
- Paint or expendable part such as pins, chrome plating, augers, etc.
- Damage to any vehicle to which the products are mounted or the suitability of any product for vehicles which are not fitted with the appropriate spreader preparation parts.
- Damage caused by usage that is not in accordance with product instructions (use of the spreader for any purpose other than spreading applicable material is considered misuse and abuse).
- Any spreader, part, component, accessory, or assembly thereof, which has been modified or altered.
- Problems caused by using parts, components, or accessories not supplied by Meyer Products.
- Cost of tax, freight, transportation, storage charges, environmental charges, solvents, sealants, lubricants, or any other normal shop supplies.
- Cost of gas, lodging, mileage, or any other incidental costs incurred with installation, maintenance, or transportation of the spreader.
- Problems caused by collision, fire, theft, vandalism, riot, explosion, lightning, earthquake, windstorm, hail, water, flood, or any other Acts of God.
- Liability for damage to property, injury to, or death of any person arising out of the operation, maintenance, or use of the covered product.
- Liability or cost of modification to the spreader and/or vehicle required for installation or maintenance.
- Products with missing or altered serial numbers.

The original purchaser's sole and exclusive remedy against Meyer Products and its distributors and sub-distributors, and Meyers Products' sole obligation for any and all claims, whether for breach of contract, warranty, tort (including negligence) or otherwise shall be limited to providing, through its authorized distributor/sub-distributor network, all labor and/or parts necessary to correct such defects free of charge. Any cost incurred in returning the product to an authorized Meyer distributor/sub-distributor is the responsibility of the original purchaser. ALL EXPRESSED AND IMPLIED WARRANTIES FOR THIS PRODUCT, INCLUDING, WITHOUT LIMITATION, ANY IMPLIED WARRANTIES OF MERCHANTABILITY AND FITNESS FOR A PARTICULAR PURPOSE, ARE LIMITED IN TIME TO THE TERM OF THE LIMITED WARRANTY PERIOD. NOWARRANTIES, WHETHER EXPRESSED OR IMPLIED, WILL APPLY AFTER THE LIMITED WARRANTY PERIOD HAS EXPIRED.

Meyer Products disclaims liability beyond the remedies provided for in this limited warranty, and disclaims all liability for incidental, consequential, and special damages, including, without limitation, any liability for third-party claims against you for damages, for products not being available for use, or for loss of profits. Meyer Products' liability will be no more than the amount you paid for the product that is the subject of a claim; this is the maximum amount for which we are responsible. Some states do not allow the exclusion or limitation of incidental or consequential damages, so the above limitation or exclusion may not apply to you.

## What Meyer Products Will Do:

Meyer Products will repair any product that proves to be defective in materials or workmanship. In the event repair is not possible or practical, as determined by Meyer Products in its sole discretion, Meyer Products will either replace the product with a new product of similar model and price, or refund the full purchase price, as determined by Meyer Products.

## Customer Responsibilities:

Installation, maintenance, and non-warranty covered repairs are at the risk and expense of the original purchaser. Compliance with the applicable motor vehicle regulations is the responsibility of the installer. Customer must keep the spreader serviced and maintained as recommended by Meyer Products. A written record of service must be maintained, along with receipts for maintenance materials purchased. A copy of the maintenance record and pertinent receipts may be requested in the event of a claim.

## How To Get Service:

In order to obtain service under this warranty, the original purchase must:

- Use all reasonable means to protect the spreader from further damage.
- Contact any Meyer or Aebi-Schmidt dealer. Transportation and freight charges prepaid when applicable. Only Meyer and Aebi-Schmidt dealers are authorized to perform the obligations under this warranty. For address and telephone number of the Meyer or Aebi-Schmidt dealer nearest you visit [www.meyerproducts.com/dealer-locator](http://www.meyerproducts.com/dealer-locator).
- Provide maintenance record and receipts for required maintenance, if requested.
- Allow inspection of damaged parts and/or the complete spreader if deemed necessary by Meyer Products, the Meyer dealer, or the Aebi-Schmidt dealer.
- It is the responsibility of the original purchaser to establish the warranty period by verifying the original delivery date. Product registration, bill of sale/sales receipt, cancelled check, or some other appropriate payment record may be kept for that purpose.

## How State Law Applies:

This warranty gives you specific legal rights. You may also have other rights which vary from state to state.

## How To Register Your Meyer Spreader To Receive The Warranty:

Visit [www.meyerproducts.com/product-registration](http://www.meyerproducts.com/product-registration)

## How To Contact Meyer Products, LLC:

Visit [www.meyerproducts.com/contact](http://www.meyerproducts.com/contact)



# LIMITED WARRANTY – BLASTER TAILGATE SPREADER

## What Is Covered:

Meyer Products, LLC, warrants to the original purchaser of Meyer branded products, that they will be free from defects in materials and/or workmanship, with the exceptions stated below. No person is authorized to change this warranty or to create any additional warranty on Meyer branded products.

## How Long Covered Lasts:

This warranty runs for a period of two (2) years from the date of purchase of a Blaster spreader. If the Blaster spreader is registered online within sixty (60) days of the date of purchase, your warranty for the Blaster spreader will be extended for a period of three (3) years; for a total of five (5) years. In addition to the warranties covering the Blaster spreader, you will receive a warranty period of one (1) year from the date of purchase of individual parts, components, and accessories. All foregoing warranties apply only to an original purchaser of the product if the product is installed by an authorized distributor, or sub-distributor, and terminates if the product is sold or otherwise transferred. Some states do not allow limitations on how long an implied warranty lasts, so the above limitation may not apply to you.

## What Is Not Covered:

- Problems caused by failure to follow the product instructions, failure to maintain the product as described in the Owner's Manual, or failure to maintain proper levels of fluids and lubricants.
- General maintenance such as oil changes, lubricating, re-tightening/replacing hardware or other components, fuses, loose connections, etc.
- Problems caused by contamination or restriction of lubricants or damage resulting from rust, corrosion, freezing, or overheating.
- Paint or expendable part such as pins, chrome plating, augers, etc.
- Damage to any vehicle to which the products are mounted or the suitability of any product for vehicles which are not fitted with the appropriate spreader preparation parts.
- Damage caused by usage that is not in accordance with product instructions (use of the spreader for any purpose other than spreading applicable material is considered misuse and abuse).
- Any spreader, part, component, accessory, or assembly thereof, which has been modified or altered.
- Problems caused by using parts, components, or accessories not supplied by Meyer Products.
- Cost of tax, freight, transportation, storage charges, environmental charges, solvents, sealants, lubricants, or any other normal shop supplies.
- Cost of gas, lodging, mileage, or any other incidental costs incurred with installation, maintenance, or transportation of the spreader.
- Problems caused by collision, fire, theft, vandalism, riot, explosion, lightning, earthquake, windstorm, hail, water, flood, or any other Acts of God.
- Liability for damage to property, injury to, or death of any person arising out of the operation, maintenance, or use of the covered product.
- Liability or cost of modification to the spreader and/or vehicle required for installation or maintenance.
- Products with missing or altered serial numbers.

The original purchaser's sole and exclusive remedy against Meyer Products and its distributors and sub-distributors, and Meyers Products' sole obligation for any and all claims, whether for breach of contract, warranty, tort (including negligence) or otherwise shall be limited to providing, through its authorized distributor/sub-distributor network, all labor and/or parts necessary to correct such defects free of charge. Any cost incurred in returning the product to an authorized Meyer distributor/sub-distributor is the responsibility of the original purchaser. ALL EXPRESSED AND IMPLIED WARRANTIES FOR THIS PRODUCT, INCLUDING, WITHOUT LIMITATION, ANY IMPLIED WARRANTIES OF MERCHANTABILITY AND FITNESS FOR A PARTICULAR PURPOSE, ARE LIMITED IN TIME TO THE TERM OF THE LIMITED WARRANTY PERIOD. NO WARRANTIES, WHETHER EXPRESSED OR IMPLIED, WILL APPLY AFTER THE LIMITED WARRANTY PERIOD HAS EXPIRED.

Meyer Products disclaims liability beyond the remedies provided for in this limited warranty, and disclaims all liability for incidental, consequential, and special damages, including, without limitation, any liability for third-party claims against you for damages, for products not being available for use, or for loss of profits. Meyer Products' liability will be no more than the amount you paid for the product that is the subject of a claim; this is the maximum amount for which we are responsible. Some states do not allow the exclusion or limitation of incidental or consequential damages, so the above limitation or exclusion may not apply to you.

## What Meyer Products Will Do:

Meyer Products will repair any product that proves to be defective in materials or workmanship. In the event repair is not possible or practical, as determined by Meyer Products in its sole discretion, Meyer Products will either replace the product with a new product of similar model and price, or refund the full purchase price, as determined by Meyer Products.

## Customer Responsibilities:

Installation, maintenance, and non-warranty covered repairs are at the risk and expense of the original purchaser. Compliance with the applicable motor vehicle regulations is the responsibility of the installer. Customer must keep the spreader serviced and maintained as recommended by Meyer Products. A written record of service must be maintained, along with receipts for maintenance materials purchased. A copy of the maintenance record and pertinent receipts may be requested in the event of a claim.

## How To Get Service:

In order to obtain service under this warranty, the original purchase must:

- Use all reasonable means to protect the spreader from further damage.
- Contact any Meyer or Aebi-Schmidt dealer. Transportation and freight charges prepaid when applicable. Only Meyer and Aebi-Schmidt dealers are authorized to perform the obligations under this warranty. For address and telephone number of the Meyer or Aebi-Schmidt dealer nearest you visit [www.meyerproducts.com/dealer-locator](http://www.meyerproducts.com/dealer-locator).
- Provide maintenance record and receipts for required maintenance, if requested.
- Allow inspection of damaged parts and/or the complete spreader if deemed necessary by Meyer Products, the Meyer dealer, or the Aebi-Schmidt dealer.
- It is the responsibility of the original purchaser to establish the warranty period by verifying the original delivery date. Product registration, bill of sale/sales receipt, cancelled check, or some other appropriate payment record may be kept for that purpose.

## How State Law Applies:

This warranty gives you specific legal rights. You may also have other rights which vary from state to state.

## How To Register Your Meyer Spreader To Receive The Warranty:

Visit [www.meyerproducts.com/product-registration](http://www.meyerproducts.com/product-registration)

## How To Contact Meyer Products, LLC:

Visit [www.meyerproducts.com/contact](http://www.meyerproducts.com/contact)

# LIMITED WARRANTY – CROSSFIRE

## What Is Covered:

Meyer Products, LLC, warrants to the original purchaser of Meyer branded products, that they will be free from defects in materials and/or workmanship, with the exceptions stated below. No person is authorized to change this warranty or to create any additional warranty on Meyer branded products.

## How Long Covered Lasts:

This warranty runs for a period of two (2) years from the date of purchase of a Crossfire spreader. If the Crossfire spreader is registered online within sixty (60) days of the date of purchase, your warranty for the Crossfire spreader will be extended for a period of three (3) years; for a total of five (5) years. In addition to the warranties covering the Crossfire spreader, you will receive a warranty period of one (1) year from the date of purchase of individual parts, components, and accessories. All foregoing warranties apply only to an original purchaser of the product if the product is installed by an authorized distributor, or sub-distributor, and terminates if the product is sold or otherwise transferred. Some states do not allow limitations on how long an implied warranty lasts, so the above limitation may not apply to you.

## What Is Not Covered:

- Problems caused by failure to follow the product instructions, failure to maintain the product as described in the Owner's Manual, or failure to maintain proper levels of fluids and lubricants.
- General maintenance such as oil changes, lubricating, re-tightening/replacing hardware or other components, fuses, loose connections, etc.
- Problems caused by contamination or restriction of lubricants or damage resulting from rust, corrosion, freezing, or overheating.
- Paint or expendable part such as pins, chrome plating, augers, etc.
- Damage to any vehicle to which the products are mounted or the suitability of any product for vehicles which are not fitted with the appropriate spreader preparation parts.
- Damage caused by usage that is not in accordance with product instructions (use of the spreader for any purpose other than spreading applicable material is considered misuse and abuse).
- Any spreader, part, component, accessory, or assembly thereof, which has been modified or altered.
- Problems caused by using parts, components, or accessories not supplied by Meyer Products.
- Cost of tax, freight, transportation, storage charges, environmental charges, solvents, sealants, lubricants, or any other normal shop supplies.
- Cost of gas, lodging, mileage, or any other incidental costs incurred with installation, maintenance, or transportation of the spreader.
- Problems caused by collision, fire, theft, vandalism, riot, explosion, lightning, earthquake, windstorm, hail, water, flood, or any other Acts of God.
- Liability for damage to property, injury to, or death of any person arising out of the operation, maintenance, or use of the covered product.
- Liability or cost of modification to the spreader and/or vehicle required for installation or maintenance.
- Products with missing or altered serial numbers.

The original purchaser's sole and exclusive remedy against Meyer Products and its distributors and sub-distributors, and Meyers Products' sole obligation for any and all claims, whether for breach of contract, warranty, tort (including negligence) or otherwise shall be limited to providing, through its authorized distributor/sub-distributor network, all labor and/or parts necessary to correct such defects free of charge. Any cost incurred in returning the product to an authorized Meyer distributor/sub-distributor is the responsibility of the original purchaser. ALL EXPRESSED AND IMPLIED WARRANTIES FOR THIS PRODUCT, INCLUDING, WITHOUT LIMITATION, ANY IMPLIED WARRANTIES OF MERCHANTABILITY AND FITNESS FOR A PARTICULAR PURPOSE, ARE LIMITED IN TIME TO THE TERM OF THE LIMITED WARRANTY PERIOD. NO WARRANTIES, WHETHER EXPRESSED OR IMPLIED, WILL APPLY AFTER THE LIMITED WARRANTY PERIOD HAS EXPIRED.

Meyer Products disclaims liability beyond the remedies provided for in this limited warranty, and disclaims all liability for incidental, consequential, and special damages, including, without limitation, any liability for third-party claims against you for damages, for products not being available for use, or for loss of profits. Meyer Products' liability will be no more than the amount you paid for the product that is the subject of a claim; this is the maximum amount for which we are responsible. Some states do not allow the exclusion or limitation of incidental or consequential damages, so the above limitation or exclusion may not apply to you.

## What Meyer Products Will Do:

Meyer Products will repair any product that proves to be defective in materials or workmanship. In the event repair is not possible or practical, as determined by Meyer Products in its sole discretion, Meyer Products will either replace the product with a new product of similar model and price, or refund the full purchase price, as determined by Meyer Products.

## Customer Responsibilities:

Installation, maintenance, and non-warranty covered repairs are at the risk and expense of the original purchaser. Compliance with the applicable motor vehicle regulations is the responsibility of the installer. Customer must keep the spreader serviced and maintained as recommended by Meyer Products. A written record of service must be maintained, along with receipts for maintenance materials purchased. A copy of the maintenance record and pertinent receipts may be requested in the event of a claim.

## How To Get Service:

In order to obtain service under this warranty, the original purchase must:

- Use all reasonable means to protect the spreader from further damage.
- Contact any Meyer or Aebi-Schmidt dealer. Transportation and freight charges prepaid when applicable. Only Meyer and Aebi-Schmidt dealers are authorized to perform the obligations under this warranty. For address and telephone number of the Meyer or Aebi-Schmidt dealer nearest you visit [www.meyerproducts.com/dealer-locator](http://www.meyerproducts.com/dealer-locator).
- Provide maintenance record and receipts for required maintenance, if requested.
- Allow inspection of damaged parts and/or the complete spreader if deemed necessary by Meyer Products, the Meyer dealer, or the Aebi-Schmidt dealer.
- It is the responsibility of the original purchaser to establish the warranty period by verifying the original delivery date. Product registration, bill of sale/sales receipt, cancelled check, or some other appropriate payment record may be kept for that purpose.

## How State Law Applies:

This warranty gives you specific legal rights. You may also have other rights which vary from state to state.

## How To Register Your Meyer Spreader To Receive The Warranty:

Visit [www.meyerproducts.com/product-registration](http://www.meyerproducts.com/product-registration)

## How To Contact Meyer Products, LLC:

Visit [www.meyerproducts.com/contact](http://www.meyerproducts.com/contact)

# LIMITED WARRANTY – HOMEPLow

## What Is Covered:

The HomePlow, warrants to the original purchaser of The HomePlow branded products, that they will be free from defects in materials and/or workmanship, with the exceptions stated below. No person is authorized to change this warranty or to create any additional warranty on The HomePlow branded products.

## How Long Covered Lasts:

This warranty runs for a period of one (1) years from the date of purchase of any HomePlow model. In addition to the warranties covering The HomePlow, you will receive a warranty period of one (1) year from the date of purchase of individual parts, components, and accessories. All foregoing warranties apply only to an original purchaser of the product if the product is installed by an authorized distributor, or sub-distributor, and terminates if the product is sold or otherwise transferred. Some states do not allow limitations on how long an implied warranty lasts, so the above limitation may not apply to you.

## What Is Not Covered:

- Problems caused by failure to follow the product instructions, failure to maintain the product as described in the Owner's Manual, or failure to maintain proper levels of fluids and lubricants.
- General maintenance such as oil changes, lubricating, re-tightening/replacing hardware or other components, fuses, loose connections, etc.
- Problems caused by contamination or restriction of lubricants or damage resulting from rust, corrosion, freezing, or overheating.
- Paint or expendable part such as pins, runners, cutting edges, chrome plating, springs, markers, etc.
- Damage to any vehicle to which the products are mounted or the suitability of any product for vehicles which are not fitted with the appropriate snow plow preparation parts.
- Damage caused by usage that is not in accordance with product instructions (use of the snow plow for any purpose other than plowing snow is considered misuse and abuse).
- Any snow plow, part, component, accessory, or assembly thereof, which has been modified or altered.
- Problems caused by using parts, components, or accessories not supplied by The HomePlow.
- Cost of tax, freight, transportation, storage charges, environmental charges, solvents, sealants, lubricants, or any other normal shop supplies.
- Cost of gas, lodging, mileage, or any other incidental costs incurred with installation, maintenance, or transportation of the snow plow.
- Problems caused by collision, fire, theft, vandalism, riot, explosion, lightning, earthquake, windstorm, hail, water, flood, or any other Acts of God.
- Liability for damage to property, injury to, or death of any person arising out of the operation, maintenance, or use of the covered product.
- Liability or cost of modification to the plow and/or vehicle required for installation or maintenance.
- Products with missing or altered serial numbers.

The original purchaser's sole and exclusive remedy against The HomePlow and its distributors and sub-distributors, and The HomePlow's sole obligation for any and all claims, whether for breach of contract, warranty, tort (including negligence) or otherwise shall be limited to providing, through its authorized distributor/sub-distributor network, all labor and/or parts necessary to correct such defects free of charge. Any cost incurred in returning the product to an authorized The HomePlow distributor/sub-distributor is the responsibility of the original purchaser. ALL EXPRESSED AND IMPLIED WARRANTIES FOR THIS PRODUCT, INCLUDING, WITHOUT LIMITATION, ANY IMPLIED WARRANTIES OF MERCHANTABILITY AND FITNESS FOR A PARTICULAR PURPOSE, ARE LIMITED IN TIME TO THE TERM OF THE LIMITED WARRANTY PERIOD. NO WARRANTIES, WHETHER EXPRESSED OR IMPLIED, WILL APPLY AFTER THE LIMITED WARRANTY PERIOD HAS EXPIRED.

The HomePlow disclaims liability beyond the remedies provided for in this limited warranty, and disclaims all liability for incidental, consequential, and special damages, including, without limitation, any liability for third-party claims against you for damages, for products not being available for use, or for loss of profits. The HomePlow's liability will be no more than the amount you paid for the product that is the subject of a claim; this is the maximum amount for which we are responsible. Some states do not allow the exclusion or limitation of incidental or consequential damages, so the above limitation or exclusion may not apply to you.

## What The HomePlow Will Do:

The HomePlow will repair any product that proves to be defective in materials or workmanship. In the event repair is not possible or practical, as determined by The HomePlow in its sole discretion, The HomePlow will either replace the product with a new product of similar model and price, or refund the full purchase price, as determined by The HomePlow.

## Customer Responsibilities:

Installation, maintenance, and non-warranty covered repairs are at the risk and expense of the original purchaser. Compliance with the applicable motor vehicle regulations is the responsibility of the installer. Customer must keep the complete snow plow package<sup>1</sup> and structural steel<sup>2</sup> serviced and maintained as recommended by The HomePlow. A written record of service must be maintained, along with receipts for maintenance materials purchased. A copy of the maintenance record and pertinent receipts may be requested in the event of a claim.

## How To Get Service:

In order to obtain service under this warranty, the original purchase must:

- Use all reasonable means to protect the complete snow plow package<sup>1</sup> and structural steel<sup>2</sup> from further damage.
- Contact any The HomePlow, Meyer, or Aebi-Schmidt dealer. Transportation and freight charges prepaid when applicable. Only The HomePlow, Meyer, or Aebi-Schmidt dealers are authorized to perform the obligations under this warranty. For address and telephone number of the The HomePlow, Meyer, or Aebi-Schmidt dealer nearest you visit [www.meyerproducts.com/dealer-locator](http://www.meyerproducts.com/dealer-locator).
- Provide maintenance record and receipts for required maintenance, if requested.
- Allow inspection of damaged parts and/or complete snow plow package<sup>1</sup> and structural steel<sup>2</sup> if deemed necessary The HomePlow, The HomePlow dealer, Meyer, the Meyer dealer, or the Aebi-Schmidt dealer.
- It is the responsibility of the original purchaser to establish the warranty period by verifying the original delivery date. Product registration, bill of sale/sales receipt, cancelled check, or some other appropriate payment record may be kept for that purpose.

1 A complete snow plow package consists of the hydraulic, controller, lights, and all related items.

2 Structural steel consists of the mount, lift-frame, a-frame, moldboard, and all related items.

## How State Law Applies:

This warranty gives you specific legal rights. You may also have other rights which vary from state to state.

## How To Register Your HomePlow To Receive The Warranty:

Visit [www.thehomeplow.com/ProductRegistration](http://www.thehomeplow.com/ProductRegistration)

## How To Contact The HomePlow:

Visit [www.thehomeplow.com/contact](http://www.thehomeplow.com/contact)

# LIMITED WARRANTY – PARTS AND ACCESSORIES

## What Is Covered:

Meyer Products, LLC, warrants to the original purchaser of Meyer branded products, that they will be free from defects in materials and/or workmanship, with the exceptions stated below. No person is authorized to change this warranty or to create any additional warranty on Meyer branded products.

## How Long Covered Lasts:

This warranty runs for a period of one (1) years from the date of purchase of any snow plow package<sup>1</sup>, structural steel<sup>2</sup>, spreader<sup>3</sup>, and/or sprayer<sup>4</sup> part and/or accessory. All foregoing warranties apply only to an original purchaser of the product if the product is installed by an authorized distributor, or sub-distributor, and terminates if the product is sold or otherwise transferred. Some states do not allow limitations on how long an implied warranty lasts, so the above limitation may not apply to you.

## What Is Not Covered:

- Problems caused by failure to follow the product instructions, failure to maintain the product as described in the Owner's Manual, or failure to maintain proper levels of fluids and lubricants.
- General maintenance such as oil changes, lubricating, re-tightening/replacing hardware or other components, fuses, loose connections, etc.
- Problems caused by contamination or restriction of lubricants or damage resulting from rust, corrosion, freezing, or overheating.
- Paint or expendable part such as pins, runners, cutting edges, chrome plating, springs, markers, augers, etc.
- Damage to any vehicle to which the products are mounted or the suitability of any product for vehicles which are not fitted with the appropriate spreader, snow plow, or sprayer preparation parts.
- Damage caused by usage that is not in accordance with product instructions (use of the snow plow for any purpose other than plowing snow or spreader/sprayer for any purpose other than spreading applicable material is considered misuse and abuse).
- Any spreader, snow plow, or sprayer, part, component, accessory, or assembly thereof, which has been modified or altered.
- Problems caused by using parts, components, or accessories not supplied by Meyer Products.
- Cost of tax, freight, transportation, storage charges, environmental charges, solvents, sealants, lubricants, or any other normal shop supplies.
- Cost of gas, lodging, mileage, or any other incidental costs incurred with installation, maintenance, or transportation of the spreader, snow plow, or sprayer.
- Problems caused by collision, fire, theft, vandalism, riot, explosion, lightning, earthquake, windstorm, hail, water, flood, or any other Acts of God.
- Liability for damage to property, injury to, or death of any person arising out of the operation, maintenance, or use of the covered product.
- Liability or cost of modification to the spreader, plow, sprayer, and/or vehicle required for installation or maintenance.
- Products with missing or altered serial numbers.

The original purchaser's sole and exclusive remedy against Meyer Products and its distributors and sub-distributors, and Meyers Products' sole obligation for any and all claims, whether for breach of contract, warranty, tort (including negligence) or otherwise shall be limited to providing, through its authorized distributor/sub-distributor network, all labor and/or parts necessary to correct such defects free of charge. Any cost incurred in returning the product to an authorized Meyer distributor/sub-distributor is the responsibility of the original purchaser. ALL EXPRESSED AND IMPLIED WARRANTIES FOR THIS PRODUCT, INCLUDING, WITHOUT LIMITATION, ANY IMPLIED WARRANTIES OF MERCHANTABILITY AND FITNESS FOR A PARTICULAR PURPOSE, ARE LIMITED IN TIME TO THE TERM OF THE LIMITED WARRANTY PERIOD. NO WARRANTIES, WHETHER EXPRESSED OR IMPLIED, WILL APPLY AFTER THE LIMITED WARRANTY PERIOD HAS EXPIRED.

Meyer Products disclaims liability beyond the remedies provided for in this limited warranty, and disclaims all liability for incidental, consequential, and special damages, including, without limitation, any liability for third-party claims against you for damages, for products not being available for use, or for loss of profits. Meyer Products' liability will be no more than the amount you paid for the product that is the subject of a claim; this is the maximum amount for which we are responsible. Some states do not allow the exclusion or limitation of incidental or consequential damages, so the above limitation or exclusion may not apply to you.

## What Meyer Products Will Do:

Meyer Products will repair any product that proves to be defective in materials or workmanship. In the event repair is not possible or practical, as determined by Meyer Products in its sole discretion, Meyer Products will either replace the product with a new product of similar model and price, or refund the full purchase price, as determined by Meyer Products.

## Customer Responsibilities:

Installation, maintenance, and non-warranty covered repairs are at the risk and expense of the original purchaser. Compliance with the applicable motor vehicle regulations is the responsibility of the installer. Customer must keep the complete snow plow package<sup>1</sup>, structural steel<sup>2</sup>, spreader<sup>3</sup>, and/or sprayer<sup>4</sup> serviced and maintained as recommended by Meyer Products. A written record of service must be maintained, along with receipts for maintenance materials purchased. A copy of the maintenance record and pertinent receipts may be requested in the event of a claim.

## How To Get Service:

In order to obtain service under this warranty, the original purchase must:

- Use all reasonable means to protect the complete snow plow package<sup>1</sup>, structural steel<sup>2</sup>, spreader<sup>3</sup>, and/or sprayer<sup>4</sup> from further damage.
- Contact any Meyer or Aebi-Schmidt dealer. Transportation and freight charges prepaid when applicable. Only Meyer and Aebi-Schmidt dealers are authorized to perform the obligations under this warranty. For address and telephone number of the Meyer or Aebi-Schmidt dealer nearest you visit [www.meyerproducts.com/dealer-locator](http://www.meyerproducts.com/dealer-locator).
- Provide maintenance record and receipts for required maintenance, if requested.
- Allow inspection of damaged parts, complete snow plow package<sup>1</sup>, structural steel<sup>2</sup>, spreader<sup>3</sup>, and/or sprayer<sup>4</sup> if deemed necessary by Meyer Products, the Meyer dealer, or the Aebi-Schmidt dealer.
- It is the responsibility of the original purchaser to establish the warranty period by verifying the original delivery date. Product registration, bill of sale/sales receipt, cancelled check, or some other appropriate payment record may be kept for that purpose.

1 A complete snow plow package consists of the hydraulic, controller, lights, and all related items.

2 Structural steel consists of the mount, lift-frame, a-frame, moldboard, and all related items.

3 Spreader includes the following models: Hot Shot, Base Line BL, Blaster, Elite, Base Line, MDV, Polyhawk, UTG, RTG, Cross Conveyor, and Anti-Icer.

4 Sprayer includes the following models: Anti-Icer

## How State Law Applies:

This warranty gives you specific legal rights. You may also have other rights which vary from state to state.

## How To Register Your Meyer Plow To Receive The Warranty:

Visit [www.meyerproducts.com/product-registration](http://www.meyerproducts.com/product-registration)

## How To Contact Meyer Products, LLC:

Visit [www.meyerproducts.com/contact](http://www.meyerproducts.com/contact)





Meyer Snow Plows are protected by one or more of the following patents: 8006413, D0507999 S, D05179635, 8453358, 8695238, 7,918,042 B2, CA 2,677,509 C, D0517963 S, EP 1,989,402 B1, ES 2,346,587, 6138388, 7,591,087 B2, 7,661,211 B2, 7,793,440 B1, 8739437, 8793906, CA 2,604,085C, 6354024, 6276075, 6,318,975 B1, 6564479, 6256909, 6594923, 6618964, 7114270, 7117617, 7290359, D399326 S, CA 2,300,012 C, CA 2,314,772 C, CA 2,331,653 C, CA 2,370,925 C, CA 2,455,637 C, CA 2,653,801 C, CA 2,654,856, EP 1,010,809, 7353628, 6153975, 6273729, CA 2,260,509 C, CA 2,282,045 C, CA 2,293,858 C, CA 2,298,243 C, 6265829, 6015219, 6005300, 6163985, 8,887,413, 9,278,645, 9,346,394, 9,205,788.

Meyer Spreaders are protected by one or more of the following patents: 6698997, CA 2,415,540 C, 7588195, 8448882, 8505837, 8523086, 8657208, 6186731, 6,793,154 B2, 6722590, 6715703, 6978952, 6932287, 8505838, 8827002, 5842649, CA 2,435,106 C, 6364598, 9,127,425, 9,127,425, 9,371,621, 6,722,590, 6,715,703, 6,932,287, 6,978,252, 9,371,621, 9,085,862, 9,096,979

Meyer Products LLC  
18513 Euclid Ave.  
Cleveland, Ohio 44112  
Phone: 216-486-1313

Aebi Schmidt Group  
Marketing and Communications

Technical data is subject to change  
Illustrations are not binding.

Copyright © Aebi Schmidt Holding AG. All rights reserved. Errors and amendments excepted.



[www.meyerproducts.com](http://www.meyerproducts.com)