



a brand of aebe schmidt

Performance that Lasts.

Professional-Grade Plows, Spreaders,
Parts, & Accessories.



meyerproducts.com

Meyer® leads the industry with contractor-focused standard features.



Moldboard Height/Angle

The tallest moldboards with the most aggressive attack angle in contractor-grade plows.



Ground Clearance

Industry-leading ground clearance for less chance of bottoming out and higher stacking.



Pistol Grip

The Meyer pistol-grip controller improves blade control with real-time diagnostics. It includes Hands-Free Plowing (HFP) via the shift lever and double-click technology for automatic blade movement, reducing the need to hold down the button continuously.



Tubular Steel

Meyer plows are constructed with tubular steel, making them stronger than angle iron sector frames.



Nite Saber® Lights

Fully adjustable Nite Saber LED lights mounted to resist vibration.



Two-Piece Plug

Makes connecting and disconnecting faster and easier.



Hydraulic Systems

Meyer hydraulic systems include a custom-molded cover for protection against road salt and grime. They offer adjustable drop speed to enhance driver control and prevent the plow from slamming down abruptly.



Fleet Friendly

The V-plow and straight blades are interchangeable so the driver can easily switch out a Meyer V-blade with a Meyer straight blade when using the V-plow controller.



5-Year Warranty

You deserve equipment you can count on—and a warranty to match. Meyer delivers with up to 5 years of full coverage on snow plows, Blaster, and Crossfire spreaders, when registered online. The longest warranty in the industry, and a promise we stand behind.

A Century of Firsts in Snow & Ice Control

For 100 years, Meyer has defined snow and ice innovation. From the first plow to today's advanced spreaders and controls, we've led the way with reliable, forward-thinking solutions.

1920's

Ed Meyer pioneered the first snow plow



1930's

Introduced Blackhawk Jack — first hydraulic lift



1940's

Launched first plow for 4-wheel-drive Jeeps



1960's

Added power angling rams for easier control





1970's

Debuted integrated plow lighting system



1980's

Released Slick Stick — first in-cab plow controller



1990's

Expanded into ice control with spreaders



Today

Over 100 years of continuous innovation



The Meyer Pro Mount Attachment System

Meyer's all-new, innovative hydraulic snowplow mounting system provides snow fighters the most efficient plow attachment solution. Engineered with simplicity in mind, the Pro Mount connects and disconnects effortlessly, saving time and increasing productivity.

Why Pro Mount?

- Hydraulic switch replaces the classic manual design for easy mount/dismount
- Spring tension release pins quickly latch with the turn of the handle
- Mount/dismount from one side of the plow
- Minimalistic design eliminates lifting chains, reducing replacement parts
- Industry-standard power components with automotive-style connectors
- Solid cylinder stays rigid during transport, minimizing "bouncing" that can lead to plow and truck damage
- Cylinder applies appropriate downward pressure for superior plowing and back-dragging
- Pistol grip, handheld controller for ease of use from the driver's seat
- Operates using the high-quality truck mount and clevis for which Meyer is known

Meyer PRO MOUNT vs. Meyer PLUS MOUNT

	Meyer Pro Mount	Meyer PLUS Mount
Mounting Method	Hydraulic switch for easy mounting	Manual force required for mounting
Lift System	Cylinder lift <ul style="list-style-type: none">▪ Zero bounce during transit▪ Equipment protection▪ Applies proper & adjustable pressure during use	Chain lift
Operating System	Standard Operating System	Standard Operating System
Compatibility	Compatible with Universal Clevis 14700	Compatible with Universal Clevis 14700
Wiring Harness	Standard	Standard
Lighting	LED lights	LED lights
Controller	Hands-Free Controller (Specific to Pro Mount)	Hands-Free Controller (Specific to PLUS Mount)



Meyer Pro Mount Attachment System

Quickly and effortlessly attaches in 3 easy steps - in less than a minute.



**Connect the
Electrical**



**Turn Handles
to Lock Pins**



Flip the Switch

Lot Pro™

Ready for action 24/7, the Meyer Lot Pro™ gives you a rugged partner to clear large lots in less time.

Pistol-Grip Controller



Full-Trip



LED Lights



	Lot Pro™ 8'	Lot Pro™ 9'
Trip	Full-Trip	Full-Trip
Material Type	Steel	Steel
Moldboard Height	32"	32"
Width at Full Angle	86"	97"
Full Weight	820 lbs	843 lbs
Attachment System	Pro-Mount / Standard Operating	Pro-Mount / Standard Operating
Vehicle Application	4WD, 3/4- and 1-Ton Trucks	4WD, 3/4- and 1-Ton Trucks

Also available in 7'6" and 8'6" lengths



Lot Pro™



Light Duty Option

LP LD™ – 7'6" in length and a complete weight of 773 lbs
Ideal for 1/2-ton trucks.

Optional Accessories

Rubber Deflector
Cutting Edges
Curb Guards



Super-V3™

With its pistol grip controller and independently controlled wings, you can choose from a V, scoop or straight blade configuration with push-button ease.

LED Lights



Bottom Trip



Pistol-Grip Controller



	Super-V3™ 8'6"	Super-V3™ 9'6"
Trip	Bottom Trip	Bottom Trip
Material Type	Steel / Stainless Steel	Steel / Stainless Steel
Moldboard Height	29.5" - 38.25"	29.5" - 38.25"
Width at Full Angle	88"	99"
Full Weight	864 lbs	905 lbs
Attachment System	Pro-Mount / Standard Operating	Pro-Mount / Standard Operating
Vehicle Application	4WD, 3/4- and 1-Ton Trucks	4WD, 3/4- and 1-Ton Trucks

Also available in 10'6" length



Super-V3™



Light Duty Option

SV3 LD™ – 7'6" in length and a complete weight of 654 lbs
Ideal for 1/2-ton trucks.

Optional Accessories

Rubber Deflector
Cutting Edges
Curb Guards

AMERICA'S
BEST
WARRANTY

5
YEARS

Super Blade™

The Super Blade™ expands from 8' to 10.5', or anywhere in between. The flared wings extend as a pair or independently for maximum productivity.

LED Lights



**Superior
Ground Clearance**



Pistol-Grip Controller



Super Blade™ 8' - 10'

Trip	Full-Trip
Material Type	Steel
Moldboard Height	32" - 36"
Width at Full Angle	87" - 111"
Full Weight	1175 lbs
Attachment System	Pro-Mount / Standard Operating
Vehicle Application	3/4-ton pickups and larger



Super Blade™



Optional Accessories

Rubber Deflector
Cutting Edges
Snow Shoes

AMERICA'S
BEST
WARRANTY

5
YEARS

Diamond Edge

Built for contractors who don't have a minute to waste, the Diamond Edge plow features the tallest and most aggressive bottom-trip, contractor-class moldboard on the market.

Pistol-Grip Controller



High Clearance




70° Attack Angle



	Diamond Edge 8'	Diamond Edge 9'
Trip	Bottom-Trip	Bottom-Trip
Material Type	Steel	Steel
Moldboard Height	32.5"	32.5"
Width at Full Angle	87"	98"
Full Weight	855 lbs	905 lbs
Attachment System	Pro-Mount / Standard Operating	Pro-Mount / Standard Operating
Vehicle Application	4WD, 3/4- and 1-Ton Trucks	4WD, 3/4- and 1-Ton Trucks

**Diamond
Edge**



Optional Accessories

Rubber Deflector
Cutting Edges
Curb Guards

**AMERICA'S
BEST
WARRANTY**

**5
YEARS**

Road Pro™ Series

Perfect for clearing side streets, parking lots and cul-de-sacs, the Road Pro™ features flared wings, and a scoop and funnel mold-board design to maximize snow rolling.

Pistol-Grip Controller



Robust Design

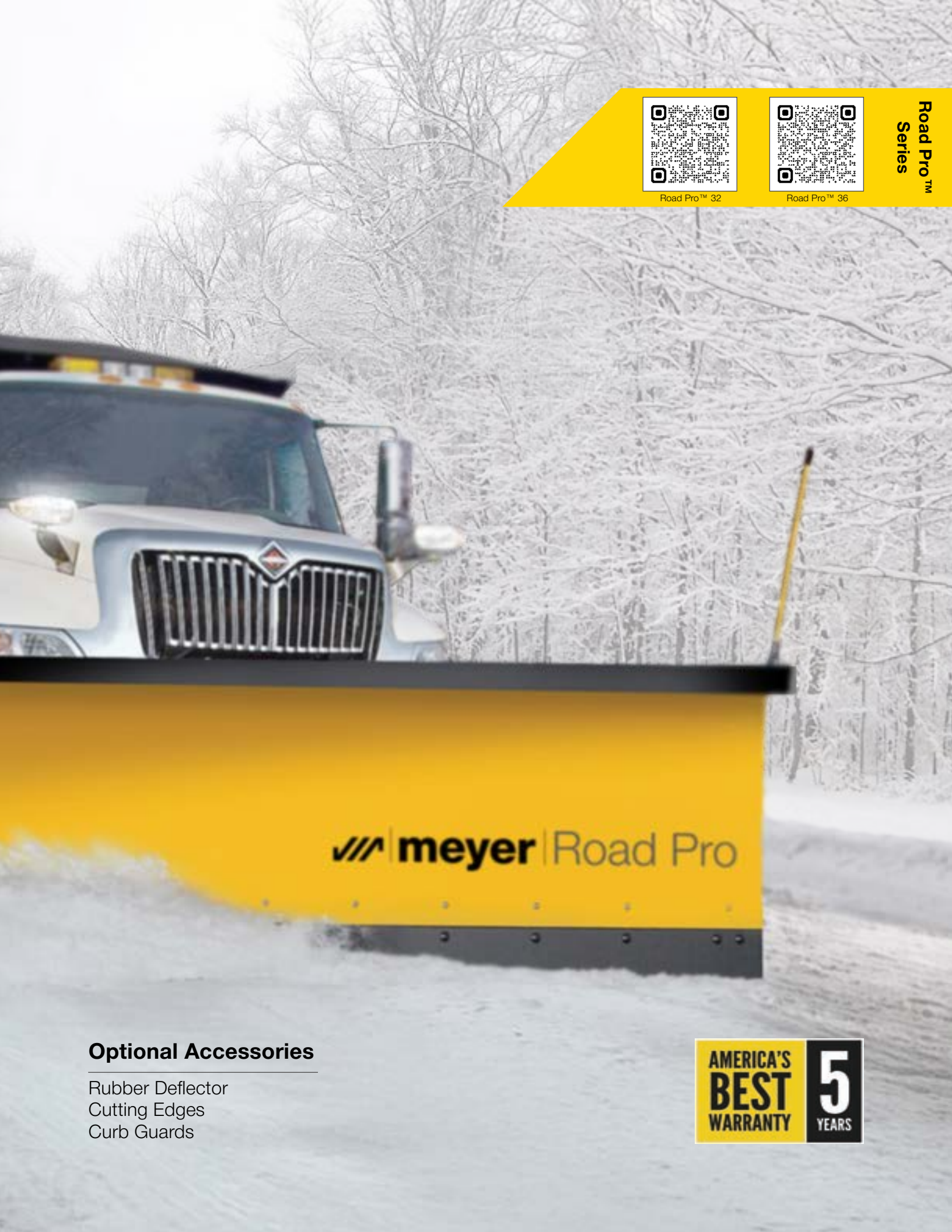


65° Attack Angle



	Road Pro™ 32 - 9'	Road Pro™ 36 - 9'
Trip	Full-Trip	Full-Trip
Material Type	Steel	Steel
Moldboard Height	32.5"	36"
Width at Full Angle	67"	93"
Full Weight	925 lbs	1,629 lbs
Attachment System	Pro-Mount / Standard Operating	Custom
Vehicle Application	9,300-26,000 GVW	26,000-33,000 GVW

Road Pro™ 32 and Road Pro™ 36 also available in 10' length



Road Pro™ 32



Road Pro™ 36

**Road Pro™
Series**


Optional Accessories

Rubber Deflector
Cutting Edges
Curb Guards



Drive Pro™

Built from lightweight, high-strength steel and engineered to match the evolving needs of today's lighter **1/2-ton pickups**—without compromising durability.



Pistol-Grip Controller



Full-Trip



LED Lights



	Drive Pro™ 6'8"	Drive Pro™ 7'6"
Trip	Full-Trip	Full-Trip
Material Type	Steel	Steel
Moldboard Height	22.5"	26"
Width at Full Angle	72"	81"
Full Weight	365 lbs	400 lbs
Attachment System	Pro-Mount / Standard Operating	Pro-Mount / Standard Operating
Vehicle Application	4wd, ½ ton, Light Truck and SUV's	4wd, ½ ton, Light Truck and SUV's



Drive Pro™



 **meyer** Drive Pro

Optional Accessories

Rubber Deflector
Cutting Edges

AMERICA'S
BEST
WARRANTY

5
YEARS

WingMan™

The WingMan™ is easy for you to buy, own, install and operate. Get ready to save time, save money, and get back to **clearing small lots & driveways.**

Pistol-Grip Controller



Integrated Wheels



Quick-Link™ Mounting System



	WingMan™ 6'8"	WingMan™ 7'6"
Trip	Full-Trip	Full-Trip
Material Type	Steel	Steel
Moldboard Height	22"	26"
Width at Full Angle	72"	81"
Full Weight	371 lbs	400 lbs
Vehicle Application	1/2-Ton and Light Pickup Trucks	1/2-Ton and Light Pickup Trucks



WingMan™



Optional Accessories

Rubber Deflector
Cutting Edges

AMERICA'S
BEST
WARRANTY

5
YEARS

HomePLOW™

Built for where you live and what you drive, The HomePLOW™ makes it easy to **clear your driveway** and get on your way—fast.

Pistol-Grip Controller



Integrated Wheels



Quick-Link™ Mounting System



	Basic 6'8"	Electric Lift 6'8"	Full-Powered 6'8"
Lift	Electric	Electric	Full-Hydraulic
Moldboard Height	18"	22"	22"
Angling	Auto with Locking Pin	Auto with Locking Pin	Hydraulic
Controller	Wireless	Wireless	Wired
Wheels	No	Yes	Yes
Assembly	Required	Pre-Assembled	Pre-Assembled

Full-Powered HomePLOW™ also available in 7'6" length



HomePlow™



Optional Accessories

Plow Markers
Cutting Edges

Take Control of Snow & Ice with Jeep® & RAM

Licensed Plows & Spreaders

Outfit Your RAM or Jeep® with Meyer

Equip your vehicle with the same Meyer plows and spreaders you know and love, now licensed for Ram and Jeep.

From front-mounted plows to rear spreaders, Meyer offers a professional, cohesive look and performance you can trust—backed by the brands you rely on.





Jeep.
Snow Plows
& Spreaders

Jeep® Licensed Snow Plows & Spreaders

Clear with confidence using Jeep®-approved snow and ice control solutions:

HomePlow™	Baseline Spreader
WingMan™	Blaster Spreader
Drive Pro™	

RAM Licensed Snow Plows & Spreaders

Tackle any job with our full lineup of RAM-approved snow and ice control equipment:

Drive Pro™	Road Pro™	Baseline Spreader
Lot Pro™	Super-V3™	Blaster Spreader
Diamond Edge	Super Blade™	

MOPAR, Jeep, and related logos, vehicle model names and trade dress are trademarks of FCA US LLC used under license by Meyer Products LLC.
© 2025 FCA US LLC



**OFFICIAL
LICENSED
PRODUCT**

Tailgate Spreaders

Your vehicle is built for tough jobs—put it to work managing ice and snow. Equip your truck, tractor, or SUV with a powerful Meyer tailgate spreader and turn it into an ice-fighting powerhouse.

Blaster Tailgate Spreader

When winter gets tough, get tougher with the Meyer Blaster tailgate spreader—our most powerful, durable model yet.

Compatible with ½-ton and larger pickup trucks with a two-inch receiver or tractors with a three-point hitch, the Meyer Blaster comes in two sizes:

	Capacity (cu ft)
Blaster 350S	6.5
Blaster 750RS	12.8



Base Line 240/400/750 Tailgate Spreader

Meyer Base Line (BL) tailgate spreaders deliver affordable ice control for small to mid-sized jobs.

BL-400 fits SUVs, light trucks, tractors, and UTVs, while the new BL-750 is ideal for full-size pickups—all mounting easily to a 2" receiver hitch.

	Capacity (cu ft)
BL-400	6.3
BL-750	10.5





Tailgate
Spreaders

Walk-Behind Broadcast Spreaders

Whether you need a broadcast spreader for all-season use or a drop spreader for precise ice control on narrow paths, Meyer has the right solution for you.

Hotshot 70HD

Rust-proof stainless steel frame and a polyethylene hopper

Hotshot 85

Rust-proof polyethylene hopper, durable carbon steel frame

	Hotshot 70HD	Hotshot 85
Hopper Width	19.5"	22"
Hopper Depth	14.5"	11"
Hopper Height	11.5"	12"
Spread Width	0'-12'	0'-10'
Max Load	1.3 cu ft	1.4 cu ft
Max Capacity	70 lbs	85 lbs
Empty Weight	25 lbs	20 lbs
Material	Sand, Salt, Seed (Any Free Flowing Material)	



Hotshot 70HD



Hotshot 85

Under Tailgate Spreaders

Transform your dump truck into a high-performance machine. These spreaders deliver reliable, efficient performance when you need it most—perfect for tackling tough winter conditions with confidence.

Baseline 960 Dump Truck Spreader

Designed to provide no-frill performance at a reasonable price. So whether you need to spread salt, sand or free flowing granular materials on ice and snow.



Premier Dump Truck Spreader

UTG Premium Spreaders offer the same features as the Baseline 960 but with heavier stainless steel for added durability—and it mounts **without replacing your tailgate**, keeping your dump bed usable.



Hydraulic-driven model (direct- or gear-box-drive) for use with central hydraulics, or go electric for easy operation and use with free-flowing materials on non-hydraulic dump trucks.

	Baseline 960	Premier UTG
Vehicle	Medium-Dump Trucks	Medium/Large-Dump Trucks
Body Width	96"	96"
Motor	Hydraulic	Hydraulic or Electric
Construction	Stainless	Stainless
Spread Width	0'-40'	0'-40'
Materials	Salt, 50/50 Salt-Sand Mix, Sand, Free-Flowing Materials	



Insert Spreaders

Turn your pickup, into a high-capacity salt spreader with a Meyer insert hopper—perfect for large-scale jobs and ideal when paired with a commercial plow for serious snow control.

Crossfire Insert Spreader

This spreader helps you work smarter by using less material while improving melting and coverage. Available in 6' and 8' lengths, its advanced design ensures smooth flow and precise spreading, reducing waste and boosting efficiency.



Baseline Insert Spreaders

Baseline spreaders are built for reliable, even material distribution in both short and long bed trucks. Designed to handle salt, sand, and other bulk materials, they offer efficient performance and wide coverage to get the job done quickly and effectively. Available in 6' and 8' lengths.



Polyhawk Insert Spreaders

Popular with contractors, the Polyhawk is a versatile spreader designed for reliable performance. Available in 6' and 8' sizes, it's perfect for spreading bulk materials like salt and sand. Easy to control and built for accuracy, it ensures even coverage and efficient operation in any job.





Insert
Spreaders

	Crossfire	Base Line	Polyhawk
Type	Insert hopper with pre-wet	Insert hopper	Insert hopper
Vehicle Fit	3/4-ton	Long & short-bed	3/4- to 1-ton
Lengths	6 ft or 8 ft	6 ft or 8 ft	6 ft or 8 ft
Capacity	1.5 or 2.0 cu yd	2.0 cu yd	1.5 or 2.0 cu yd
Materials Supported	Dry, free-flowing rock salt	Salt, 50/50 salt-sand mix, sand, free-flowing granular material	Salt, 50/50 salt-sand mix, sand
Motor	Electric	11 HP Honda, 10.5 HP Briggs & Stratton, or 12V dual electric	11 HP Honda, 10.5 HP Briggs & Stratton, 12V dual electric, or Central Hydraulics
Construction	Polyethylene	Stainless steel or *carbon steel	Polyethylene

*8' Briggs model only

Complete Your Plow Setup with Premium Meyer Wear Parts & Accessories.

Boost your Meyer plow's performance and durability with premium wear parts and accessories—designed for better visibility, protection, and efficiency in any condition.

Meyer Snow Plow Accessories

Plow Markers

Maintain clear visibility of your moldboard edge



Cutting Edges

Rubber, steel, and poly - restore cutting efficiency following seasonal wear



Deflectors

Improve operator safety and visibility during heavy plowing



Moldboard Shoes

Protect and extend the service life of your moldboard



Curb Guards

Prevent curb impact damage and reduce premature wear



Meyer Genuine Replacement Parts



Meyer offers a full range of high-quality genuine replacement parts for both plows and spreaders—including **controllers, wiring harnesses, mounting kits, essential hardware, augers and hopper screens** engineered to meet original equipment standards.





Genuine
Parts &
Accessories



Snow & Ice Accessories – Maximum Winter Performance

Meyer Big Yellow Box

Durable, 8 cu. ft. all-season storage box. Rust-proof with forklift pockets for easy transport.
32" W x 23" D x 30" H



Shovels, Rakes & Pushers

Pro-series Pushers, Contractor Shovel and Pro Edge Snow Rake are built for heavy-duty use.



Handheld Spreader

Professional-grade handheld spreader holds up to 5 lbs. of material.



Walk-Behind Spreaders

Available in three easy-to-manuever broadcast models, the Hotshot handles rock salt, ice melt, sand, limestone, fertilizer, & more.



Nationwide Support

Meyer Manufacturer's Representatives are available to assist from order entry and beyond.

**Chris Vitek**

Meyer Sales - West
chris.vitek@aeabi-schmidt.com
815.218.7037

**Doug Hagstrom**

Meyer Sales - Mid-Atlantic
doug.hagstrom@aeabi-schmidt.com
603.493.1628

**House**

Meyer Sales - Central Great Lakes
meyersales@aeabi-schmidt.com
216.486.1313 ext. 7051 or 2255



Find a Dealer Near You—Fast



Need parts, service, or a new piece of equipment? Our trusted network of Meyer dealers is just a click away. Scan the QR code to access our Dealer Locator and quickly find expert support and product availability in your area. Reliable help is always within reach.

**Meyer Products, LLC.**

18513 Euclid Ave.
Cleveland, Ohio 44112
216.486.1313
meyerproducts.com

©Aebi Schmidt Group, 2025